

Ignite the Flame

A stylized flame graphic with a green four-leaf clover in the center. The flame is yellow and orange, with a black outline. The clover is green with a black outline.

**2008 Johnson County
4-H & FFA Fair**

**July 21-24
Auction July 25**

www.extension.iastate.edu/johnson/kidsteens.htm
Entertainment Schedule: www.johnsoncofair.com

TABLE OF CONTENTS

2008 Health Requirements.....	9-10
4-H & FFA Schedule of Events.....	39-40
4-H Fair Duties.....	41-44
4-H Go the Distance.....	54-55
4-H Historical/Family Heritage.....	66
Ag & Natural Resources Dept.....	60-63
Animal Division.....	7-9
Auction Committee.....	11
Awards Department.....	76-84
Bake Sale.....	38
Market Beef.....	11-14
Bucket Bottle Calf Department.....	17-18
Bucket of Flowers.....	73
Bucket of Junk.....	75-76
Catch-A-Calf Event.....	19
Clothing Event.....	67-68
Clover Kids (K-3).....	38-39
Communicating through Posters.....	68-69
Dairy & Meat Goat Department.....	20-21
Dairy Cattle Department.....	19-20
Dog Department.....	21-22
Educational Presentations.....	69-70
Expressive Arts Department.....	55-60
Extemporaneous Speaking Contest.....	71
Family & Consumer Sciences Dept.....	48-54
Foundation Beef Herd.....	14-16
General Rules.....	2-4
Herdsmanship.....	36
Horse & Pony Department.....	23-27
Issues Department.....	67
Kiddie Tractor Pull.....	73-74
Livestock Judging Contest.....	36-37
Mechanical & Engineering Dept.....	63-64
Media/Publicity.....	38
National Code of Show Ring Ethics.....	4-6
Non-Animal Division.....	44-48
Objectives for the County Fair.....	2
Parking & Loading Policy.....	40-41
Personal Development Department.....	65-66
Pet Department.....	28
Poultry Department.....	28-30
Queen Contest.....	73
Rabbit Department.....	30-32
Scarecrow Contest.....	74
Senior Recognition.....	38
Share the Fun.....	72
Sheep Department.....	32-34
Showmanship.....	37-38
Swine Department.....	34-36
Working Exhibits.....	71-72
Youth Ag Challenge.....	74-75

Entertainment Schedule can be found at
www.JohnsonCoFair.com

OBJECTIVES FOR THE COUNTY FAIR

TO PROVIDE AN OPPORTUNITY FOR 4-HERS TO

- Demonstrate, learn, and apply practical, university-researched methods of production, management, or marketing of accomplishments.
- Continue life skill development in the areas of self-concept, decision-making, communication, learning to learn, coping with change, citizenship, and leadership.
- Measure their progress and skills against individual goals and accepted standards.
- Participate in a variety of program opportunities at or beyond the county level.
- Gain personal satisfaction, meet new people, share ideas, and learn to work cooperatively.

TO PROVIDE AN OPPORTUNITY FOR THE PUBLIC TO

- See an updated, comprehensive image of Iowa's Youth and 4-H Program.
- View a showcase of accomplishments of 4-Hers.
- Learn new ideas from a variety of 4-H projects and experiences.

The Johnson County 4-H/FFA Fair is a youth event, with safety of exhibitors and exhibits a top concern. Exhibitors are expected to be cooperative, courteous and positive 4-H representatives, using appropriate behavior and language. The use of drugs and alcohol is prohibited on the fairgrounds. No smoking is allowed in any buildings.

GENERAL RULES

1. RESPONSIBILITY

- All exhibits will be under the direction of the department project leader(s).
- Fair management will use diligence to ensure safety of all animals or articles entered for exhibition, after their arrival and placement; but under **no** circumstances will they be responsible for any loss, damage, or injury.
- Members and parents are responsible for knowing project rules and guidelines, which are the same for **all 4-H and FFA members**. All exhibits, activities, and programs must represent appropriate safety procedures in the development of exhibits around the evaluation process.
- Exhibitor tents, grooming chutes, personal property/equipment can NOT be delivered and/or set up before 5pm on Thursday evening before fair.
- All members will be required to keep all stalls and grounds neat and clean.

2. ELIGIBILITY

- Exhibitors must be bona fide Johnson County 4-H members, who filed enrollments in the Johnson County Extension Office by May 15; or vocational agricultural members, who are certified by their instructors by May 15.
- Members **must be enrolled** in the specific project area **by May 15**, from which an exhibit is entered. Exhibits must be the work of the member as an outgrowth of a 4-H project.
- Exhibitors must have completed 4th -12th grade and have not graduated from high school prior to January 2008. 4-H/FFA members become ineligible to exhibit upon completion of the calendar year of high school graduation.

3. GRADE DIVISIONS - Official 4-H grade determined as of last September 15:

JUNIOR 4th, 5th, 6th grades

INTERMEDIATE 7th, 8th grades

SENIOR 9th, 10th, 11th, 12th grades

4. ENTRIES

- All animal identifications must be received by May 15 & blue cards must be **received** at the Johnson County Extension Office, 4-H Fairgrounds, 4265 Oak Crest Hill Rd SE, Iowa City, IA 52246, by **5:00 PM, July 1**.

<p>LATE CLASS ENTRIES (BLUE CARDS) WILL BE ASSESSED A FEE OF \$1 PER DAY AFTER JULY 1</p>
--

- **Non-animal entries DO NOT require pre-entry; enrollment in project is required.**
- Each exhibit may be entered in **one project area only**.

5. SUBSTITUTE EXHIBITORS

If for any reason a member cannot show EACH project, the member must receive approval for another Johnson County 4-H or FFA member to exhibit/show that entry, prior to judging. Failure to notify the project leader(s) is grounds for disqualification. Substitute exhibitors **MUST** wear the arm band/exhibitor number of the person for whom they are showing.

6. APPROPRIATE DRESS FOR EXHIBITING/SHOWING

- Members (Livestock exhibitors) must wear white shirts or 4-H/FFA T-shirts, black, blue, or dark colored jeans/pants.
- White shirt and white pants are suggested for showing dairy and dairy goats.
- English attire may be worn in English horse pleasure and equitation classes.
- Members are encouraged to wear 4-H T-shirts when with a judge or before an audience.

- When wearing 4-H/FFA uniform, it should be clean and neat and member well groomed.

7. PLACINGS (Livestock)

- All exhibits will be judged on a purple, blue, red, and white grouping basis.
- Project Leader(s) determine which classes are grouped for selection of champions when champions are not named for each class.
- Red/white ribbon exhibits **cannot** be considered for champion, reserve champion, state fair, or honorable mention.
- There are no added premiums for grand champion, reserve grand champion, champion, reserve champion, state fair, or honorable mention placing.
- \$4000 total will be allocated for all departments with each qualified exhibit sharing equally. It will be distributed to clubs with a listing of each exhibitor's earnings.

8. All protests of any nature must be in writing and filed with the project leader(s) by 5:00 p.m. Thursday of county fair for the department from which the complaint arises. Complaints will be given due consideration according to evidence available to the project leader(s), 4-H Youth Development Committee, Fair Board and/or Extension staff, as appropriate.

9. Signs advertising breeders, feed companies, other products, etc., will not be allowed.

10. No 4-H/FFA member may stay on the grounds during fair from 11:00 PM till 5:00 AM!

NATIONAL CODE OF SHOW RING ETHICS

Exhibitors of animals at livestock shows shall at all times deport themselves with honesty and good sportsmanship. Their conduct in this competitive environment shall always reflect the highest standards of honor and dignity to promote the advancement of agricultural education. This code applies to junior as well as open class exhibitors who compete in structured classes of competition. The code applies to all livestock offered in any event at a livestock show. In addition to the "IAFE National Code of Show Ring Ethics," fairs and livestock shows may have rules and regulations, which they impose on the local, county, state, provincial/national levels.

All youth leaders working with junior exhibitors are under an affirmative responsibility to do more than avoid improper conduct or questionable acts. Their moral values must be so certain and positive that those younger and more pliable will be influenced by their fine example. Owners, exhibitors, fitters, trainers, and absolutely responsible persons who violate the code of ethics will forfeit premiums, awards, and auction proceeds and shall be prohibited from future exhibition in accordance with the rules

adopted by the respective fairs and livestock shows. Exhibitors who violate this code of ethics demean the integrity of all livestock exhibitors and should be prohibited from competition at all livestock shows in the United States and Canada.

The following is a list of guidelines for all exhibitors and all livestock in competitive events:

1. All exhibitors must present, upon request of the Extension Director, CYC and/or project leaders, proof of ownership, length of ownership and age of all animals entered. Misrepresentation of ownership, age, or any facts relating thereto is prohibited.
2. Owners, exhibitors, fitters, trainers, or absolutely responsible persons shall provide animal health certificates from licensed veterinarians upon request by fair or livestock show officials.
3. Exhibitors are expected to care for/groom their animals at fairs/livestock shows.
4. Animals shall be presented to show events where they will enter the food chain free of volatile drug residues. The act of entering an animal in a livestock show is the giving of consent by the owner, exhibitor, fitter, trainer, and/or absolutely responsible person for show management to obtain any specimens of urine, saliva, blood, or other substances from the animal to be used in testing. Animals not entered in an event which culminates with the animal entering the food chain shall not be administered drugs other than in accordance with applicable federal, state, and provincial statutes, regulations, and rules. Livestock shall not be exhibited if the drugs administered in accordance with federal, state and provincial statutes, regulations and rules affect the animal's performance or appearance at the event. If the laboratory report on the analysis of saliva, urine, blood, or other sample taken from livestock indicates the presence of forbidden drugs or medication, this shall be prima facie evidence such substance has been administered to the animal either internally or externally. It is presumed that the sample of urine, saliva, blood, or other substance tested by the laboratory to which it is sent is the one taken from the animal in question, its integrity is preserved, and all procedures of said collection and preservation, transfer to the laboratory, and analysis of the sample are correct and accurate and the report received from the laboratory pertains to the sample taken from the animal in question and correctly reflects the condition of the animal at the time the sample was taken, with the burden on the owner, exhibitor, fitter, trainer, or absolutely responsible person to prove otherwise. At any time after an animal arrives on the fair or livestock show premises, all treatments involving the use of drugs and/or medications for the sole purpose of protecting the health of the animal shall be administered by a licensed veterinarian.
5. Any surgical procedure or injection of any foreign substance or drug or the external application of any substance (irritant, counterirritant, or similar substance) which could affect the animal's performance or alter its natural contour, confirmation, or

appearance, except external applications of substances to the hoofs or horns of animals which affect appearance only and except for surgical procedures performed by a duly licensed veterinarian for the sole purpose of protecting the health of the animal, is prohibited.

6. The use of showing and/or handling practices or devices such as striking animals to cause swelling, using electrical contrivance, or other similar practices are not acceptable and are prohibited.
7. Direct criticism or interference with the judge, fair or livestock show management, other exhibitors, breed representatives, or show officials before, during, or after the competitive event is prohibited. In the furtherance of their official duty, all judges, fair and livestock show management, or other show officials shall be treated with courtesy, cooperation, and respect and no person shall direct abusive or threatening conduct toward them.
8. No owner, exhibitor, fitter, trainer, or absolutely responsible person shall conspire with another person or persons to intentionally violate this code of ethics or knowingly contribute or cooperate with another person or persons either by affirmative action or inaction to violate this code of ethics. Violation of this rule shall subject such individual to disciplinary action.
9. The application of this code of ethics provides for absolute responsibility for an animal's condition by an owner, exhibitor, fitter, trainer, or participant whether or not he or she was actually instrumental in or had actual knowledge of the treatment of the animal in contravention of this code of ethics.
10. The act of entering an animal is the giving of consent by the owner, exhibitor, fitter, trainer, or absolutely responsible person to have disciplinary action taken by the fair or livestock show for violation of this Code of Show Ring Ethics and any other rules of competition of the fair or livestock show without recourse against the fair or livestock show. The act of entering an animal is the giving of consent that any proceedings or disciplinary action taken by the fair or livestock show may be published with the name of the violator or violators in any publication of the International Association of Fairs and Expositions, including Fairs and Expositions and any special notices to members.
11. The act of entering of an animal in a fair or livestock show is the giving of verification by the owner, exhibitor, fitter, trainer, or absolutely responsible person that he or she has read the IAFE National Code of Show Ring Ethics and understands the consequences of and penalties provided for actions prohibited by the code. It is further a consent that any action which contravenes these rules and is also in violation of federal, state, or provincial statutes, regulations, or rules may be released to appropriate law enforcement authorities with jurisdiction over such infractions.

ANIMAL DIVISION

1. Exhibits must have been owned, raised, cared for and managed by the member during this 4-H or FFA year. Animals in purebred breeding beef classes must show ownership and pedigrees at fair check-in time. Registration papers of purebred animals are acceptable if: 1) they are in the name of 4-H/FFA member; 2) in partnership with a family farm name; 3) in a name used by the family for registration of other animals on that farm; 4) the name of the landlord, if the 4-H/FFA member is the son or daughter of the tenant of the landlord.
2. Exhibitor tents, grooming chutes, personal property/equipment can NOT be delivered and/or set up before 5pm on Thursday evening before fair. The Fair Board will provide bedding free of charge in the cattle barns to a depth of 8 inches.
3. Any project, which has been offered for sale in an auction at a fair, is considered to have changed ownership and is ineligible to be exhibited in future 4-H classes.
4. ***Horse or pony projects must be owned and managed by the member.*** No more than two members of the family on a 50% basis may manage a family-owned horse. No horse or pony rented by the member may be used as a 4-H exhibit or shown in a 4-H show. The horse-less horse project does permit use of animals owned by other members (see Horse & Pony Dept. Guidelines). No horse or pony owned by a business or school that instructs people and/or trains horses, may be used as a 4-H project or shown in a 4-H show. For safety and liability reasons: All 4-H youth participating in any 4-H equestrian event or activity MUST wear American Society of Testing Materials (ASTM) and Safety Engineering Institute (SEI) approved protective head gear with chin strap and properly fitted harness when mounted and riding in any Johnson County 4-H sponsored 4-H horse riding activity.
5. During the county fair, **dog projects** are only permitted on the grounds up to 2 hours before their show and are restricted to the South Arena. This guideline is for the safety of all who attend the county fair. Dogs are not allowed in and around other livestock at any time.
6. Animals may **not** be unloaded on fairgrounds until 4:00 PM Sunday. **All animals are to be in place by 12:00 NOON on Monday except cow/calf pairs. All Market Beef/Breeding Heifer Entries must be entered Sunday through the scale house area. Cow/calf pairs, along with registration papers, will be brought to the fair on Tuesday, July 22, Noon-3 p.m. and/or Wednesday, July 23, 7-10 a.m. Cow/calf pairs are released immediately after the show except for the Grand and Reserve Grand Cow/Calf Pairs. These 2 pairs will remain on the grounds until champion livestock are released at 5:00 p.m. Thursday afternoon.**

7. All beef, sheep, swine, horses, dairy, goats, and dog obedience must match official ID forms turned in by **May 15** or they will be disqualified. Lost ear tags must be reported to the Extension Office.
8. Tie-outs will only be in areas designated by the Fair Board. The Fair Board cannot assume responsibility for providing tie-rings. No tie-outs will be allowed in show rings. Due to liability and animal security, no overnight tie-outs are permitted. Neckties are **recommended** for all market beef and breeding heifers.
9. Exhibitors are expected to display humane treatment and utilize safe, accepted management practices with animals. No abuse of animals will be tolerated. Unnecessary roughness or discourtesy will dismiss the exhibitor from further competition for the entire show. Each exhibitor must keep his/her animal under control or be excused from the show ring.
10. One arm-card with exhibitor ID should be picked up at the scale house and used while showing all animals. If two animals belonging to one member are shown in the same class, ask for a second ID arm card. In addition, a different arm-card is used with each market beef, using its ear tag number and showing rate-of-gain color; these are provided as the exhibitor enters the ring.
11. Animals should be groomed by 4-H/FFA exhibitors, with assistance from immediate family members or other 4-H/FFA members. Non-family members may assist with grooming as long as the effort is an experiential process.
12. Grooming chutes should not be set up in alleys. Members are expected to clean up after themselves in the tack and grooming areas. The only person permitted to groom a calf in the show ring area is the **exhibitor** of the animal. It is the responsibility of the exhibitor/4-H family to monitor the show's progress and be ready to enter the ring when the class is called; after the final call, judging will commence.
13. **You may have a generator however if it interferes with any event or show you may be asked to shut down for the duration of the event.** Tack areas are to be used for their intended purpose; couches, TVs, lounge chairs, and other items of a similar nature are not permitted.
14. Water tanks **WILL NOT** be provided. **Butt fans for cattle are not allowed.** All fans must be 5 ½ feet off the ground for liability reasons (except for fans deemed necessary and approved by the Fair Board).
15. All livestock except swine and sheep consigned for slaughter and animals to be sold at auction Friday are released at 5:00 PM Thursday. In case of sickness, animals may be removed earlier by approval of department project leader(s).

Exceptions: Market lamb projects consigned for sale released Wednesday evening; cow/calf pairs released after completion of show; dairy cattle released Thursday at 3 PM; horse/pony, pets, and dog obedience released immediately after their shows. Failure to secure approval from the project leaders/Extension Director will be grounds for withholding premium money. This release policy will facilitate the family enjoyment of the fireworks, entertainment, and the youth activities on Thursday evening.

16. Bring to Fair: (prepared in 1991 by Christa Driscoll)

- Feed and water pans; buckets; feed; and, for cattle, hay and bedding.
- For beef: hose; brush; soap; grooming chute; blower; rope halters/neck ties; fans; brooms; extension cords; show halters; show stick; comb; toothed tail comb; wheelbarrow; adhesive/remover; clippers/scissors; foam; pitchfork; registration papers for breed heifers.
- For dairy: hose; soap; clippers; brush; curry comb; tail comb; rope tie halters; show halters; fly spray; rags for ears; electric milkers, if cow is milking.
- For sheep: chips for bedding (may be purchased at fair); blankets; hose; brushes; rope halters; shears/clippers; toe clippers; rag for nose/ears; wool cards if needed; shovel.
- For swine: chips for bedding (may be purchased at fair); hose; soap; rag to clean ears; whip/cane; brush for showing; watering can/spray bottle to cool hogs; broom; wheelbarrow.
- For rabbits: Do not bathe/no oils; know standards; know age of rabbits; bring comb.
- For poultry: dust pan; Vaseline for legs/beaks; alcohol/baby oil for combs; silk rag.

17. The state 4-H office has implemented a Food Safety Quality Assurance Program requirement. All youth exhibiting in swine, beef (breeding & market), dairy cattle, goats, rabbits, poultry, & sheep must attend a 2 hour FSQA training class prior to the county and state fair. This certification is annual. Watch your newsletters as to when classes and testing will be held.

2008 HEALTH REQUIREMENTS FOR EXHIBITION OF LIVESTOCK, POULTRY, AND BIRDS AT THE JOHNSON COUNTY 4H/FFA FAIR

**ANY EVIDENCE OF WARTS, RINGWORM, FOOT ROT, PINK EYE,
DRAINING ABSCESSSES, OR ANY OTHER CONTAGIOUS OR INFECTIOUS
CONDITION WILL ELIMINATE THE ANIMAL FROM THE SHOW.
ANIMAL(S) EXHIBITING ANY OF THE ABOVE WILL NEED TO BE
REMOVED FROM THE FAIRGROUNDS IMMEDIATELY.**

No individual Certificate of Veterinary Inspection will be required on animals or poultry exhibited at County 4-H/FFA Fair, but the animals must be inspected when unloaded or shortly thereafter by an accredited veterinarian. Each show must have an official veterinarian. Quarantined animals or animals from quarantined herds cannot be exhibited. Sheep with prolapses cannot be exhibited and will be sent home.

SWINE

Swine exhibitors at county fairs that do not require a Certificate of Veterinary Inspection must sign and present an owner affidavit that the animals being exhibited did not originate from a quarantined herd and, to the best of their knowledge, swine dysentery has not been in evidence in their herd for the past 12 months. No testing is required for swine at an exhibition that involves only market classes, provided all swine are consigned directly to a slaughter establishment from the exhibition. The site that the swine originate from must have a current monitored status in order for the swine to be transported to the fairgrounds. Swine and market/breeding beef exhibitors must have certification in the Iowa 4-H Food Safety & Quality Assurance program (FSQA) and the certification must be on file with the Extension Office prior to the fair.

SHEEP AND GOATS

All sexually intact sheep must have an individual Scrapie Flock of Origin identification tag. All sexually intact goats must be identified with an individual Scrapie Flock of Origin identification tag/collar or by an official registered tattoo. Local sale barns may require that all sheep and/or goats sold through their facility have an individual scrapie tag (project leader will notify exhibitors of this requirement).

POULTRY AND BIRDS

All poultry exhibited must come from U.S. Pullorum-Typhoid clean or equivalent flocks, or have had a negative Pullorum-Typhoid test within 90 days of public exhibition and an authorized tester must have performed the test.

DOGS AND CATS

All dogs and cats exhibited must have a current rabies vaccination certificate.

DECISION OF THE OFFICIAL SHOW VETERINARIAN WILL BE FINAL.

John J. Schultz, D.V.M., State Veterinarian, Iowa Department of Agriculture and Land Stewardship.

A sign-up sheet for a veterinarian visit is in the scale house. *These requirements are only a partial listing. To obtain a complete report on health requirements contact the Extension Office. Koppenhafer Veterinary Services will be the official veterinary with support from other local services.*

AUCTION COMMITTEE

Buyers' Breakfast sponsored by RSM McGladrey, Inc.

Project Leader: Ron Stutsman

Assistant Project Leader: Scott Stutsman

Project Leaders from each market animal department will find a place to consign respective animals as needed & arrange for transportation. The following guidelines for auction eligibility exist:

- Limit of 2 market beef per member; beef animals must be exhibited in their respective classes to be eligible for the auction.
- First and second place in each market lamb and production lamb class are permitted to sell. Limit of 2 lambs per youth. Local sale barns may require that all sheep and/or goats sold through their facility have an individual scrapie tag (project leader will notify exhibitors of this requirement).
- Champion swine permitted to sell as determined by the swine project leader. Limit of 2 projects per youth (pair is one project).
- Champion and reserve champion goat wethers (dairy and meat) with a limit of 2 projects per youth. Scrapies tag may be required to sell.
- Champion and reserve champion market poultry projects and rabbit (pens and single fryer) projects permitted in auction. No limit on number of entries sold.
- Advanced feeder projects - buyer is allowed to purchase one calf or more of choice per pen on the first winning bid; the second round buys the remainder of the calves in the pen.

Auction sign up times will be set by the project leader for each species. Animals sold at auction or changing ownership after being identified as a project are ineligible to show in future shows that year by any 4-H/FFA member.

BEEF DEPARTMENT

Project Leaders: John Schneider, Russ Chabal

Committee: Norm Ziskovsky, Greg Finger, Chuck Mouglin, Randy & Chris Cole, Scott Hebl, Linda Fobian, Kelsi Fobian, Courtney Fobian, Mark Stutsman, MJ Stock, Andy Viner, Tyler Rogers, Pat & Donna Ruth, Reid Hockenson, Tyler Rogers, Larry Ryan, Joe Coblentz, Travis Allen

MARKET BEEF (Exhibitor Meeting – Noon on Monday)
(Market Beef Show will start at 11:00 a.m. Thursday following
the Bucket Bottle Calf Show at 9:30 a.m.)

1. Entries are open to market beef calves that have been weighed and tagged at the county-sponsored weigh-in by January 15. The beef committee may provide implants for calves at the county-sponsored weigh-in prior to January 15. Individual market calves are shown as crossbred unless they appear to qualify for registry. A maximum of three individual market beef entries may be shown by one exhibitor, with a maximum of two of those offered at the auction. Retinal scans will be taken for ISF nominations and DNA for Ak-Sar-Ben entries.
2. Weigh-in schedule: **4:00 to 9:00 PM Sunday. No cattle will be weighed Monday.** Cattle must be weighed before they are penned or will be ineligible to sell through the auction. Cattle will not be re-weighed for the auction, but sold based on fair weigh-in weights.
3. Calves will be shown in classes determined by breed, sex, and weight. Number of classes will be determined by the project leader(s) based on number of head and fair weights. Crossbreed classes will include breed animals when less than three animals are exhibited to establish a breed class.
4. Exhibitors who certify with postcard by May 15, with a name of the breeder, that a calf was born in Johnson County, are eligible for the Johnson County bred class. The highest-ranking Johnson County bred calf in each weight class returns for selection of champion Johnson County bred calf. The highest ranking Johnson County bred calf in each class will **not** be eligible for consideration for grand champion unless already qualified. The same process will apply to the market beef produce class. The market beef produce calf must be born of a cow or heifer project previously shown/nominated at the fair.
5. Animals should weigh between 1,000-1,400 lb. for ideal market weight. Animals under 900 lb. are shown in a feeder class and are not eligible for champion. They may sell in the auction.
6. Weigh-in ear tags will be used for sale order. Members with market beef must pay the check-off fee and indicate which calves are to be listed for auction by 4:00 PM Thursday of fair. The check-off fee and auction sign-up are done in the scale house. Auction sign up times will be set by the project leader for other species.
7. No false tail heads, foreign material that may be unhealthy for the animal, sweat collars, or plastic ties above the tail ball may be used. All cattle **must be polled**. For security and liability purposes it is recommended that neckties be used.
8. Each calf will be given a rate-of-gain ribbon: purple for steers gaining 3.0 lb. per day or more, blue for steers gaining 2.4 lb. to 2.99 lb per day; red for steers gaining 2.00 to 2.39 lb. per day; white for steers gaining 1.99 lb. per day or less. Market heifers gaining

2.8 lb. per day or more receive a purple rate of gain; 2.2 lb. to 2.79 lb. per day receive a blue; red for 1.8-2.19 lb. per day; and white for 1.79 lb. per day or less. Re-weighs will **NOT** be made. Market beef projects must have the correct rate of gain label on the exhibitor; projects with incorrect gain cards will not be permitted into the ring.

9. The **top rate-of-gain calves** will be recognized for awards. The member's armband will show calf number and purple, blue, red or white rate of gain ribbon placing during exhibition. Individual ADGs will be printed in the program. Advanced feeder projects are not eligible for rate of gain champion awards.
10. Purple ribbons will be awarded to top market calves in each class except feeders & red/white rate of gain calves. Judges discretion will be allowed.
12. Project Leader(s) have the right to send uncontrollable calves from show ring back to barns.
13. **Beef Carcass Class:** The class results will be based on scan information obtained Monday of county fair. There will be a scanning fee per animal. The class is voluntary and exhibitors' may nominate up to 3 head. Cattle from the Advanced Feeder Pens are eligible for this class. It will be the discretion of the project leader(s) to determine the number of animals to be paraded, if any, in the ring for the recognition of the champion carcass beef. Scan fees payable on Monday, July 21.

MARKET BEEF CLASSES

(Other breeds eligible for exhibition but not listed below are: Belgian Blue; Brangus; Gelbvieh; Balancers; Murray Grey; Red Angus; Salers; South Devon. Contact the Extension Office to make entries in these classes.)

- 10-080 2nd Year Bucket Bottle Calves
- 10-090 Individual Market Heifers
- 10-100 Individual Market Steer, Belted Galloway
- 10-101 Individual Market Steer, Hereford
- 10-102 Individual Market Steer, Limousin
- 10-103 Individual Market Steer, Maine-Anjou
- 10-104 Individual Market Steer, Shorthorn
- 10-105 Individual Market Steer, Simmental
- 10-106 Individual Market Steer, Angus
- 10-107 Individual Market Steer, Chianina
- 10-108 Individual Market Steer, Charolais
- 10-109 Individual Market Steer, Low Percentage Maine Anjou
- 10-110 Individual Market Steer, Appendix Shorthorn
- 10-120 Individual Market Steer, Limm-Flex
- 10-130 Individual Market Steer, Crossbred

10-140 Beef Carcass Class - Steers (do not enter on Blue Card; present steer for scanning Monday of county fair)

10-150 Beef Carcass Class - Heifers (do not enter on Blue Card; present heifer for scanning Monday of county fair)

10-201 Advanced Cattle Feeding (judging noon Wednesday, awards presented on Thursday during market beef show)

Show for Grand Champion Market Beef

Johnson County Champion Carcass Class

Johnson County Bred Calf (entry not required, qualify by class placing, turn in Bred Card by May 15)

Johnson County Produce Calf (entry not required, qualify by class placing, turn in Produce Card by May 15)

*Produce calf must be progeny of breeding beef project shown in previous years.

SHOWMANSHIP - Senior, Intermediate, Junior

10-201 Advanced Cattle Feeding

(Judged Noon Wednesday, awards presented on Thursday during Market Beef Show)

Scoring Criteria for Advanced Feeder Class (100 pt.)

Rate of Gain	(40 pt. max.)	Deduct 1 pt. for each 0.1 below 3.5 lb./day
Feed Costs	(15 pt. max.)	Deduct 1 pt. per rank
Price	(15 pt. max.)	Deduct 1 pt. per rank
Grade	(15 pt. max.)	10 times average % score
Promptness in returning monthly records (15 pt. max.). Deduct 1 pt. per day late		

Youth will nominate/weigh 3-6 head at the Dec./Jan. weigh-in. Records will be maintained and sent to the Extension Office on a monthly basis. Extension Office provides the record book template. Market beef nominated for advanced feeder classes cannot compete at halter, do not count towards the 6 head limit for nomination as halter projects, and will not be eligible for rate-of-gain recognition. These animals may compete and be entered in the carcass classes. Advanced Feeder pens are eligible for sale in the auction.

FOUNDATION BEEF HERD

(Breeding Heifers and Cow/Calf)

(The Breeding Beef Show will start at 1:00 p.m. on Wednesday)

1. A maximum of 6 heifers and 6 cow/calf pairs may be nominated per exhibitor. Of those nominated, 3 breeding heifers plus 3 cow/calf entries may be shown per exhibitor. All cows and two-year-old heifers must have been enrolled in a previous year by exhibitor. Two-year-olds with calves show in cow/calf class. Cow/calf projects **MUST** have been a former heifer project of the member exhibiting the cow/calf project. Cow-calf projects must be broke to lead; all cattle will be tied; no pens will be used. **All breeding heifer beef entries must be checked in on Sunday, 4:00-9:00 p.m. Cow/calf pairs will be brought to the fairgrounds Tuesday, July 22, and be checked in Noon-3 p.m. or Wednesday, July 23, 7-10 a.m.** Heifers are checked in through the scale house. Cow/calf pairs are released immediately after the show except for the Grand Champion and Reserve Grand Champion pair which will remain on the grounds until Thursday's release time of 5:00 p.m.
2. Heifers and cows shown in foundation beef classes cannot be shown in any market beef class or sold in the market beef sale.
3. Heifers dropped by a dam enrolled in the exhibitor's beef heifer project are considered **produce** animals. **Produce** heifers may show in either the regular age class or produce class. The animal may be entered in only one class. First and second place produce heifers will vie for champion/reserve champion of their breed or crossbred division.
4. After naming each breed/commercial champion/reserve champion, a grand/reserve grand champion heifer will be selected.
5. All breeding heifers must be ear-tattooed, with tattoo number and birth date shown on beef breeding animal ID form due in extension office May 15. Tattoos will be checked on all heifers during Sunday night check-in. Registration papers for all purebred heifers must be presented during check-in. Unregistered heifers show in commercial classes.
6. **Exhibitors who certify with postcard by May 15, with a name of the breeder, that a calf was born in Johnson County are eligible for the Johnson County Bred Heifer Class/Award. Highest-ranking Johnson County bred heifer in each breed/crossbred champion class returns for selection of champion Johnson County Bred Heifer. The highest ranking Johnson County bred heifer in each class will not be eligible for consideration for grand champion unless already qualified. There will be an award for the "Breeder of the Johnson County Bred Heifer Champion."**
7. **ALL OTHER BREEDS CLASS (AOB):** Heifers shown in breed classes with less than 3 head per breed will be shown in the AOB class or their respective commercial class. The exhibitor will determine whether they participate in either the AOB or commercial class if there are not sufficient entries for the

**breed. AOB entries will be determined after the Sunday evening check-in.
There will be no AOB class for cow/calf pairs.**

CLASS	AGE CLASSES WILL BE:
Cow w/ calf	1/1-6/30 year before last with calf
Aged Cow w/ calf	Born prior to above with calf
Senior Heifer	10/1-12/31 last year
Junior Yearling Heifer	7/1-9/30 last year
Late Summer Yearling Heifer	5/1-6/30 last year
Early Summer Yearling Heifer	April last year
Senior Yearling Heifer	1/1-3/31 last year
Produce Heifer	Last year
2-Year Old Heifer	Born year before

**ALL REGISTERED HEIFERS WILL BE SHOWN BY
BREED, WITHIN AGE CLASS**

**(Other breeds eligible for exhibition but not listed below are: Belgian Blue;
Brangus; Gelbvieh; Balancers; Murray Grey; Red Angus; Salers; South Devon.
Contact the Extension Office to make entries in these classes.)**

	Cow/ Calf	Aged Cow/ Calf	Senior Heifer	Jr Yearling Heifer	Late Summer Yearling	Early Summer Yearling	Senior Yearling	Produce Heifer Last Yr	2 Year Old, Year Before
Angus	10.261	10.262	10.321	10.322	10.323	10.324	10.325	10.326	10.327
Chianina	10.263	10.264	10.331	10.332	10.333	10.334	10.335	10.336	10.337
Hereford	10.265	10.266	10.341	10.342	10.343	10.344	10.345	10.346	10.347
Limousin	10.267	10.268	10.351	10.352	10.353	10.354	10.355	10.356	10.357
Maine Anjou	10.269	10.270	10.361	10.362	10.363	10.364	10.365	10.366	10.367
Shorthorn	10.271	10.272	10.371	10.372	10.373	10.374	10.375	10.376	10.377
Appendix Shorthorn	10.273	10.274	10.381	10.382	10.383	10.384	10.385	10.386	10.387
Simmental	10.275	10.276	10.391	10.392	10.393	10.394	10.395	10.396	10.397
Foundation Simmental	10.277	10.278	10.401	10.402	10.403	10.404	10.405	10.406	10.407
Charolais	10.279	10.280	10.411	10.412	10.413	10.414	10.415	10.416	10.417
Low % Maine- Anjou	10.281	10.282	10.421	10.422	10.423	10.424	10.425	10.426	10.427
Lim-Flex	10.283	10.284	10.431	10.432	10.433	10.434	10.435	10.436	10.437
Belted Galloway	10.285	10.286	10.441	10.442	10.443	10.444	10.445	10.446	10.447
Composite Charolais	10.287	10.288	10.451	10.452	10.453	10.454	10.455	10.456	10.457
Commercial	10.289	10.290	10.461	10.462	10.463	10.464	10.465	10.466	10.467

“Johnson County Bred Heifer Recognition”

SHOWMANSHIP - Senior, Intermediate, Junior

BUCKET / BOTTLE CALF DEPARTMENT

(Bucket Bottle Calf Show starts at 9:30 a.m. on Thursday)

Project Leader: Amie Rockafellow

Assistant Leader: Mike Bothell, Greg/Pat Hipple, Bill Rockafellow, Bonnie Nemec, Weston Rockafellow, Myleena Grenis

Junior Leader:

1. Any newborn or orphan dairy, beef or crossbred calf, calved between January 1 and May 15 of this year, must be in member's possession within two weeks of birth; identified by a 4-H tag in the right ear and identified on livestock ID form (106SL) by May 15. Forms/tags are available at the Extension Office (forms on the web at www.extension.iastate.edu/johnson/info/4h/forms.htm). No bulls allowed; steers or heifers only. 2nd year market bucket /bottle beef must be tagged/weighed at December/January beef weigh-in.
2. First year calves must be bucket or bottle-fed. (No nursing permitted after 2 weeks of age.)
3. Member may nominate 3 head but is limited to one 1st year bucket/bottle calf at fair. Calf may not be shown in other classes this year. Second year market bucket/bottle beef must be same calf shown as a 1st year calf last year, arrive at fairgrounds Sunday like other market beef, and will be housed with other market beef. Second year calf may not be shown in other classes this year.
4. **First year calves will arrive at fairgrounds beef scale from 7:00-9:00 a.m. Thursday.** Calves will be stalled in Barn 1 before/after the show and until the Thursday afternoon release time. For safety purposes, calves are restricted to their pens following the show. Two color photos should be attached to the project report form and turned in at the Saturday interview. Photos may be used to verify identification, should calf be exhibited as a market bucket/bottle beef next year. Entries will be penned in west end of Barn 1. Rate-of-gain on 1st year calves will be calculated for member use only.
5. Classes will be shown at halter. Show sticks will not be used on 1st year calves. Classes may be sub-divided depending on number of entries. There will be at least a separate class for each age division of members for 1st year calves only. Second year market bucket/bottle beef will be shown with market beef classes in one class, unless numbers require a split class (split by fair weight).
 - **Interviews are Saturday, July 19, 8 a.m. to 12 NOON at the Extension Office on first come, first serve basis.** Exhibitors with only 2nd year market bucket/bottle beef will **not** interview.
 - Show ring exhibiting of 1st year calves will start at 9:30 a.m. Thursday.

Judging of 1st year calves will be based on:

- What member has learned about care and raising of the calf.
- Member's knowledge about general health, condition and management of calf.
- Member's knowledge of fitting/showing calf according to beef/dairy guidelines.
- **Scores based 80% on interviews, 10% showmanship, 10% records.**
- Scores will be posted in beef barn after the show.

6. Member may keep animal for breeding or market project next year or sell at private treaty. Calves returning for market classes the next year will not be tattooed.

7. **Championships may be won only once per grade division.**

8. **Open Bucket Bottle Calf Project**

- Youth in grades kindergarten through 3rd grade (January 1, 2008) must be registered in the Extension Office by July 1. The leader/parent must inform the Extension staff of the youth's intent to participate in the project (provide youth name, parent name, address, phone number). Youth may exhibit one calf (must provide own calf or use an older 4-H/FFA siblings bucket bottle calf.) Calves must be healthy and free of infectious disease. 4-H calf is limited to one class in the open division; this means only one younger sibling may use a 4-H'ers calf. Youth **MUST** be a resident of Johnson County or attend an adjoining school district (i.e. Mid-Prairie, College Community, West Branch, and Clear Creek-Amana). **Calf must be born January 1-July 1, 2008.**
- Calves will be weighed from 7-9 a.m. Thursday morning at the scale house.
- Calves will shown at the conclusion of the regular Bucket Bottle program (approx.10:00 a.m.)
- This is a non-competitive event; all participants will receive the same recognition. There will be no interview or record book requirement.
- Open class calves will be released immediately following the conclusion of the bucket bottle show.
- Recommend that calves weigh less than 250 pounds; parent/helper may enter the ring and assist the youth during the class. Youth cannot bring the calf back the following year in the 2nd year market beef class.

CLASSES

- 08-101 1st year calves shown by senior members
- 08-121 1st year calves shown by intermediate members
- 08-131 1st year calves shown by junior members
- 08-132 Open Bucket Bottle Calves (non-competitive class)

CATCH-A-CALF PROJECT

(The catch-a-calf event will immediately follow the conclusion of the breeding beef show on Wednesday.)

Project Leader: Tom Bayliss & Deb Bayliss-Williams

This event is open to any **7th or 8th grade (intermediate) 4-H/FFA member** in Johnson County who is enrolled with the Johnson County Extension Office by May 15.

1. The youth must have completed the application by July 1 and attend an informational meeting to be eligible for the catch event.
2. Members receiving a calf must show the calf the following year as a heifer and attend educational sessions scheduled throughout the year along with parent.
3. The first-born progeny of the calf will be donated back to the program for future events. All subsequent progeny become the property of the member. In the members senior year upon completion of the program/application they are eligible for one of two college scholarships.
4. For complete rules and requirements contact the Johnson County Extension Office.

DAIRY CATTLE DEPARTMENT

(Show will start at 11:00 a.m. on Wednesday)

Project Leader: Melissa Moss & Dean Miller

Assistant Leaders: Jim Dane, Henrietta Miller, John See

1. A member may show one purchased heifer and ALL raised heifers (from former 4-H heifers owned by that member) in each class.
2. Entries open to six breeds. Dual-purpose breed animals may show in only one department. Released 3 p.m. Thursday.

AGE CLASSES WILL BE:

Junior calves born 12/1 last year through 3/31 this year
Senior calves born 9/1 through 11/30 last year
Junior yearlings born 3/1 through 8/31 last year
Senior Yearlings born 9/1 year before last through Feb. last year
Two-Year-Olds born during 12-month period before Senior Yearlings
(Any yearling which has calved will show as a 2-year-old)

Cows born prior to two-year-old class

	Ayrshire	Brown Swiss	Guernsey	Holstein	Jersey	Milking Shorthorn	Cross-bred
Junior Calf	05-111	05-112	05-113	05-114	05-115	05-116	05-117
Senior Calf	05-121	05-122	05-123	05-124	05-125	05-126	05-127
Junior Yearling	05-131	05-132	05-133	05-134	05-135	05-136	05-137

Senior Yearling	05-141	05-142	05-143	05-144	05-145	05-146	05-147
Two-Year-Old	05-211	05-212	05-213	05-214	05-215	05-216	05-217
Cow	05-221	05-222	05-223	05-224	05-225	05-226	05-227

DAIRY & MEAT GOAT DEPARTMENT

Project Leader(s): Myron & Beckie Smalley

Assistant Leaders: Sally Gaffey, Jenna Smalley

Junior Leaders: Chelsea Smalley, Kristen Gaffey

1. Exhibitors may show two goats per class, but no more than six goats total. Champion and Reserve Champion wether is eligible for auction.
2. For meat and dairy goat classes minimum weight is 40 pounds and maximum weight is 110 pounds.
3. Dairy and meat goats will be shown in separate classes.
4. Goats, which have been shown at this fair in previous years with horns, will be allowed at this show. All new dairy goats must be dehorned. Horns on meat goats are optional.
5. There will be a group milk-out for dairy goats at a time designated by the project leader.
6. Champion and reserve will be named among junior does and then a champion and reserve among senior does in the dairy meat goat classes.
7. Animals exhibiting any evidence of health problems or concerns will be sent home.
8. All female goats must have an Iowa scrapies tag or a legible registered tattoo.

Junior Does - female goats, never to have been in milk

07-105 - Junior Kid, born on or after April 1 this year

07-106 - Senior Kid, born January 1 through March 31 this year

07-107 - Dry Yearling, under 2 yrs, born after July 1 two summers ago thru Dec. last year

Senior Does - female goats that have kidded at least once

07-111 - Yearling milker, under 2 years, born after July 1 two summers ago

07-112 - Milker, 2 years and under 3

07-113 - Milker, 3 years and under 4

07-114 - Milker, 4 years and older

07-120 - Dam and daughter, any age animals, must be shown in individual classes also.

Wether - **must have been castrated by June 1 this year** *Weigh-in will be Monday morning, July 23 following the sheep weigh-in (approx. 10 a.m..*

07-125 - Dairy Wether, born on or after November 1 this year

07-127 - Meat Wether, born on or after November 1 last year

Meat Goats

07-130 - Jr Does under 1 year

07-134 - Sr Does over 1 year

07-139 - Dam and daughter, any age animals, must be shown in individual classes also

SHOWMANSHIP - Senior, Intermediate, Junior

Fun Class - **open to all goat exhibitors**

Dinner Bell Derby (for nursing kids)

DOG DEPARTMENT

(Monday, 9 a.m. – 3 p.m., South Arena)

Project Leader: Pam Wagner

Assistant Leaders: Larry Solbrig, Carol McRoberts

Junior Leaders: Amy Koffron

1. A member may show 3-4 dogs but have only 1 entry per class. It may be of any breed. During the county fair, dog projects are only permitted on the grounds up to 2 hours before their show and are restricted to the South Arena. This guideline is for the safety of all who attend the county fair. Dogs are not allowed in and around other livestock at any time.
2. Dogs must be at least four months old to participate in dog classes.
3. Judging is based on appearance of handler, grooming of dog, and ability to handle dog. Showmanship will be divided by grade level (Junior, Intermediate, Senior)
4. A member must attend at least five dog project meetings/workshops to show in any dog class at the fair. Call project leader for dates and times or check the county website.
5. Dogs have obtained CD or CDX degrees/certificates during this project year may be entered in classes 11-003 through 11-006.
6. All dogs must be measured for classes 11-007 to 11-012 prior to June 15th and will complete in 1 of 3 categories only. Small, Medium, and Large dog.

7. Pre-Novice A and B: Dogs will heel, figure 8, stand for exam, recall and long sits, and down on leash. A is for dogs and handlers in their 1st year of training. B is for dogs previously handled or 4-Hers previously in the dog project with new dogs.
8. Novice A and B: Heel and figure 8 on leash, heel off leash, stand or exam, recall and long sits, and downs off leash.
9. Grad Novice: All exercises off leash, heel, stand for exam, recall over jump, carry dumbbell or drop on recall, long sits and downs with owner out of sight.
- 10. NEW for 2008-RALLY CLASS: Exhibitors will take their dog through a series of events determined by signs with instructions. These events will be a healing move, a recall of type, and various events as practiced at the weekly meetings. Each series will include 12 to 16 events out of 20 learned. Exhibitors will be able to walk through without their dog before the start of the show. This is a timed event. The Rally Class will be held in the South Arena, Tuesday, July 22, 10 a.m. to Noon.**

CLASSES

- 11-000 Pre-Novice "A" Obedience
- 11-001 Pre-Novice "B" Obedience
- 11-002 Sub-Novice Obedience
- 11-003 Novice "A" Obedience
- 11-004 Novice "B" Obedience
- 11-005 Graduate Novice A Obedience
- 11-006 Open Obedience

Novice Agility (1st year dog on leash)

- 11-007 Small dog less than 15"
- 11-008 Medium dog 15"-24"
- 11-009 Large dog over 24"

Open Agility (off leash)

- 11-010 Small dog less than 15"
- 11-011 Medium dog 15"-24"
- 11-012 Large dog over 24"
- 11-013 Open Class (TBD)

Showmanship – Junior, Intermediate, Senior

NEW for 2008-Rally Class Tuesday, July 22, 10 am-Noon, South Arena

- 11-100 Rally Class Seniors**
- 11-101 Rally Class Intermediates**
- 11-102 Rally Class Juniors**

HORSE AND PONY DEPARTMENT

Project Leader: Les Kempf

Assistant Leader: Frances Kempf, Rick/Deb Eckhoff, Karen Flory

Junior Leader:

For safety and liability reasons:

Effective February 4, 2000, all 4-H youth participating in any 4-H equestrian event or activity **MUST** wear American Society of Testing Materials (ASTM) and Safety Engineering Institute (SEI) approved protective head gear with chin strap and properly fitted harness when mounted and riding in any Johnson County 4-H sponsored 4-H horse riding activity.

1. Exhibitors may show one horse per class with a limit of **FOUR** horses per exhibitor. Pony exhibitors are limited to one pony per class, with a limit of **FOUR** ponies per exhibitor. Mare and foal count as one.
2. Horses and ponies are classified according to height. Colts must enter appropriate class, according to size of sire. If sire is a horse, foal is a horse. Male foals may be shown, but yearling and other stallions are ineligible. Mare/foal may show according to size of mare. Horse/pony under question, subject to measurement by project leader and official fair vet.
3. Foals from 4-H mares, which foaled since May 15 of current year, may show. Dam must be entered in mare and foal class, if this is the situation under which foal is being shown.
4. Horse/pony project members are required to attend at least **THREE** horse meetings and/or activities (practice, fun show) before fair to be eligible to show at fair. Call superintendent for dates and times. Exhibitors are required to bring their horse to **at least one outdoor practice and pick up after their horse before leaving**. Meetings are under supervision of project leader and assistants.
5. Premium money will be paid on **all halter and performance classes**. Classes will be judged on the following basis:
 - Ability of member to exhibit animal at its best.
 - Evidence of member's good training of animal by animal's performance.
 - General quality of the animal.
 - Equipment will be considered in that it is properly displayed, neat, and clean.
 - Members may show same animals in performance and halter classes.
 - Classes with five entries or less *may* be combined with other classes.

6. All exhibitors must show in halter class. The quarter system will be used. Western type horses should have feet and legs squarely under them. English or classic type horses may pose with feet slightly behind. The exhibitor should never stand directly in front of horse.
7. Exhibitors in English pleasure and equitation classes are permitted to wear English attire. The judge will be instructed not to give extra credit for special attire. Exhibitors in all other classes, including English halter, must wear a white dress shirt or blouse (tie optional) and dark blue/black jeans/pants. Chaps are **not** to be worn. Spurs optional. Hard soled boots/shoes are safe and appropriate. Western style hats are to be worn in Western classes.
8. Performance will be judged on manner, way of going, and performance. They will move the walk, trot, canter or lope.
9. No mechanical hackamores or quick stops. Leather or rawhide bosals only on horses 5 years or younger. Absolutely no metal under the jaw in association with a bosal.
10. Any medication, drug, mechanical device or artificial appliance administered before or during a 4-H horse event that could affect the performance of the horse will be cause for disqualification and elimination from future classes and a one year suspension from showing in 4-H. Any animal suspected by the judge and/or a licensed veterinarian to be under the influence of drugs will be subject to testing.
11. Only immediate family (mother, father, siblings) may be present in barn, staging area, and trailer area once show begins. Only the 4-H family is to handle the horse the day of fair.
12. Ports on shanked bits shall not exceed 1½". Curb straps or chains may be used. No wire curb restraints will be allowed. Exhibitors in violation of this rule will be disqualified from the class and will be required to change said equipment prior to the next class.
14. Equipment will be checked at judge's discretion.
15. Walk-trot class is designed for beginning riders, based on demonstrated skill level. Entries must receive committee approval. Walk-trot exhibitors may **not** show in any 3-gaited class.
16. Overall highpoint awards are given for pleasure and games. Points go with horse/rider combination and totaled AFTER the show: 1st - 5; 2nd - 4; 3rd - 3; 4th - 2; 5th - 1 point. Points will be weighed by the number of exhibitors/class (i.e. 1st

place in class with 3 entries will receive 3 points, 2nd place - 2 points, 3rd place - 1 point. Must have 5 or more entries to receive 5 points for 1st place.)

17. Failure to clean out fair stall will result in not being assigned a stall the next year.

Horse-less Horse Project

The horseless-horse project is designed to provide an opportunity for a youth who does not own a horse to gain valuable knowledge and experience. It is designed to foster a mentor-mentee relationship while providing leadership skills for the mentor and experience/knowledge for the mentee.

1. Any 4-H/FFA member enrolled with the Johnson County Extension Office by May 15 is eligible to participate in the horseless-horse project. The youth must enroll in the horseless-horse project area.
2. Only 4-H/FFA members who are in grades 9-12 may serve as a mentor for the youth enrolled in the project area. Any youth who participates in the halter class of the horseless-horse project must have a senior mentor.
3. The mentor shall provide an older, experienced, safe horse. The horse must be nominated and identified on the horse 106 ID form by May 15 and be on file with the Extension Office under the mentors name.
4. Both the mentor and horseless youth must attend together a minimum of 3 horse meetings and/or activities (practices, fun show).
5. This project is based on the educational aspects of the project and showmanship at halter. Everything is completed from the ground, no riding is permitted.
6. The youth must submit a blue card listing entry into the horseless-horse class by July 1 to the Extension Office. The youth will participate only in the horseless-horse showmanship class. Only youth enrolled in the horseless-horse project may participate in this class. They may not participate in other performance or halter classes. Youth who own a horse may not enroll in this class.
7. The youth may present projects for conference judging in the non-animal division related to horsemanship and equine science under the animal science department. The horseless-horse project area also may be a topic for working and/or educational presentation.

PONY (under 57")

- *12-001 Trail Class
- *12-002 Cart Class

PONY HALTER CLASSES

- 12-101 Mare with Foal born Jan. to May this year
- 12-102 Yearling Filly & Gelding: Under 2 years (born last year)
- 12-103 Two year-olds, Filly or Gelding (born year before last)
- 12-104 Aged Pony: 48" and under
- 12-105 Aged Pony: Over 48" and under 57"
- 12-106 Horse-less Horse Pony Class

Show for Champion

PONY SHOWMANSHIP – Senior, Intermediate, Junior

PONY PERFORMANCE CLASSES

- 12-111 Tandem Bareback (partner may be any Johnson County 4-H/FFA member)
- 12-112 Walk Trot
- *12-113 English Pleasure
- *12-114 Western Pleasure: 48" and under
- *12-115 Western Pleasure: Over 48" and under 57"
- *12-116 Junior Western Horsemanship (9-13 as of 9/15 last fall)
- *12-117 Senior Western Horsemanship (14 and over 9/15 last fall)
- 12-118 Junior Egg Race
- 12-119 Intermediate Egg Race
- 12-120 Senior Egg Race
- 12-121 Junior Barrels
- 12-122 Intermediate Barrels
- 12-123 Senior Barrels
- 12-124 Junior Flag Race
- 12-125 Intermediate Flag Race
- 12-126 Senior Flag Race
- 12-127 Junior Poles
- 12-128 Intermediate Poles
- 12-129 Senior Poles

Light Horse (57" and over)

- *12-199 Western Trail Class

Horse Halter Classes

- 12-201 Mare and Colt Western Type
- 12-202 Mare and Colt English Type

12-203	Western: 1 year and not over 2 (born last year)
12-204	English: 1 year and not over 2 (yearling)
12-205	Western: 2 years and not over 3 (born year before last)
12-206	English: 2 years and not over 3
12-207	Western: 3 years and older (aged gelding)
12-208	Western: 3 years and older (aged mare)
12-209	English: 3 years and older (aged gelding or mare)
12-210	Horse-less Horse Class

Show for Champion

HORSE SHOWMANSHIP – Senior, Intermediate, Junior

HORSE PERFORMANCE CLASSES

12-220	Jr Tandem Bareback(partner may be any Johnson County 4-H/FFA member)
12-221	Sr Tandem Bareback(partner may be any Johnson County 4-H/FFA member)
12-222	Walk Trot
*12-223	Junior English Pleasure
*12-224	Senior English Pleasure
*12-225	English Equitation
12-226	Junior Horse Pleasure: 5 years and under (junior refers to age of horse)
*12-227	Junior Western Pleasure
*12-228	Intermediate Western Pleasure
*12-229	Senior Western Pleasure
*12-242	Junior Western Horsemanship
*12-243	Intermediate Western Horsemanship
*12-244	Senior Western Horsemanship
12-245	Junior Egg Race
12-246	Intermediate Egg Race
12-247	Senior Egg Race
12-248	Junior Cloverleaf Barrel
12-249	Intermediate Cloverleaf Barrel
12-250	Senior Cloverleaf Barrel
12-251	Junior Flag Race
12-252	Intermediate Flag Race
12-253	Senior Flag Race
12-254	Junior Pole Bending
12-255	Intermediate Pole Bending
12-256	Senior Pole Bending

* Counts toward high point pleasure award

PET DEPARTMENT
(Tuesday, 10 a.m. to Noon, South Arena)

Project Leader: Miranda Meggers
Assistant Leader: Pam Wagner, Bonnie Nemec

1. Each member is limited to 1 entry (a bowl of fish or such grouping is 1 entry).
2. During the county fair, dog projects are only permitted on the grounds at the time of their show and are restricted to the South Arena. This guideline is for safety of all who attend the county fair. Dogs are not allowed in and around other livestock at any time. Pets must be leashed, caged, or contained and kept away from animals and buildings. They are to be on the grounds during the time of judging *only*.
3. Pets will be conference judged on their condition and member's ability to handle them. The judges will give special recognition for unique aspects.
4. Dogs and cats must be at least four months old.
5. All dog and cat exhibitors in pet show must present a **current rabies certificate** at time of judging or they will be disqualified. Health papers for other pets are **not** required.
6. Dogs entered in obedience classes may **not** be shown at the pet show.

CLASSES

18-101	Dog
18-201	Cat
18-301	Fish
18-401	Gerbil
18-501	Guinea Pig
18-601	Hamster
18-701	Mice or Rats
18-801	Other Pet (No snakes, turtles or pigs.)
18-901	Pygmy Goat

Showmanship: Senior, Intermediate, Junior

POULTRY DEPARTMENT

Project Leader: Matt Bothell & Roy Felts
Assistant Leaders: Jean & Lee Donohue, Rex Felts
Committee: Megan Parsons, Peter Pisarik, Cody Felts, Ki Schmidt

1. Members may exhibit one pen in each class. Individual entries **cannot** come from pairs. All meat birds must be checked in and weighed 7:30-8:30 p.m. Sunday evening (no pens will be weighed on Monday). Weigh-in will be held from 7:30-8:30 p.m. in Barn 1. Exhibitor must be present for the weigh-in.
2. Watch for information from project leader(s) regarding a pullorum-typhoid testing date. The State Veterinarian requires that 100% of birds coming to the show **MUST** be tested or show proof of originating from a certified hatchery.
3. Meat classes will be weighed and average pen weight and variance will be calculated. Birds must be market ready; no early birds will be accepted.
4. Champion and reserve champion meat production pens may be offered at auction Friday morning prior to the beef sale. Exhibitor needs to be present to assist with auction.
5. Poultry exhibiting any evidence of health problems or concerns will be sent home. No unsound entries will be accepted.
6. Standardized Egg Production Pullets (Pen of 3): Trophy sponsored by Hubbard Feeds, Inc. California White chicks will be sold to 4-H & FFA members wishing to have entries in this new class. Chicks will be:
 - Day old pullets.
 - Wing banded with sealed and individually numbered bands.
 - Available for pickup at the Extension Office either the last week of February or the 1st week of March. Watch for the pick-up date, as only one delivery will be scheduled.
 - One lot of 12 per member. Other non-banded pullets also may be ordered with this shipment. The price for these will be available in late January.
 - Cost does include banding.
 - A warm facility with supplemental heat is required for chicks this time of year.
 - Exhibitors must show entries with their assigned wing/leg band numbers.
7. Production Broilers (Pen of 3): Broilers will be sold and provided to any 4-H and FFA members wishing to have entries in this class. Broilers will be:
 - Day old cockerels.
 - Wing banded with sealed and individually numbered bands.
 - Available for pickup at the Extension Office in June.
 - 1 lot of 12 chicks per member.
 - Exhibitors must show entries with their assigned wing/leg band numbers.

CLASSES

14-111 Egg Production: Pen of 3 pullets under 24 weeks of age

- 14-121 Egg Production: Pen of 3 hens 1 year or older
- 14-131 Meat Production: Pen of 3 chickens under 3 mo. age
- 14-141 Meat Production: Pen of 3 turkeys under 6 mo. age
- 14-151 Meat Production: Pen of 3 ducks under 4 mo. age
- 14-152 Meat Production: Pen of 3 geese under 5 mo. age
- 14-153 Production Broilers: Pen of 3 (entry required by May 15, see item 7)
- 14-154 Standardized Egg Production Pullets: Pen of 3 (see item 6)
- 14-156 Non-Commercial, Standard: Pair (1 male/female) fowl of same breed.
- 14-157 Non-Commercial, Bantam: Pair (1 male/female) of fancy fowl of same breed
- 14-158 Games Birds: Pair (1 male/1 female) of same breed (pheasants, quail, partridge)
- 14-159 Hobby Birds: Pair (1 male/1 female) of same breed (pigeons, quineas, peafowl)
- 14-160 Non-Commercial, Standard: Individual (male or female) fowl
- 14-161 Non-Commercial, Bantam: Individual (male or female) of fancy fowl
- 14-162 Games Birds: Individual (male or female)
- 14-163 Hobby Birds: Individual (male or female)

RABBIT DEPARTMENT

Project Leader: Jeff Englert

Assistant Leader: Scott Shrader, Tracy Volk

Junior Leader: Senior 4-H Rabbit Members

1. Each member may exhibit eight 4-Class and twelve 6-Class rabbits (one in each sex/age category in individual classes. Exhibitors who raise more than one breed now have additional opportunity to show in more than one breed). Animal must be less than 3 years of age. Check in will be 4:00 - 9:00 PM on Sunday and 8:00 AM-Noon on Monday. Tattoos are NOT required to exhibit at the county fair.
2. **4-H /FFA members must nominate by May 15 rabbits/rabbit classes in which they intend to participate. Single fryers and meat pens are exempt from the nomination process. Forms are available from the Extension Office and must be submitted by May 15. Animals identified as part of a 4-H project CANNOT be identified as an FFA project. All animals must be owned and identified to the individual 4-H/FFA member. When registration papers are involved, the papers must be in the name of the member or in a family member's name. Animals changing ownership after being identified as a project are ineligible to show in that year by any 4-H /FFA member.**
3. 4-H/FFA members become ineligible to exhibit upon completion of the calendar year of high school graduation.

4. All rabbits will be placed on their standard of breed characteristics. Lion head rabbits will be placed in the crossbred classes.
5. Bucks & does will be classified according to age. 4 class rabbits are a smaller breed used for fur (**Juniors are under 6 months of age, Seniors are over 6 months but less than 3 years of age**). Class 6 rabbits are larger & used for meat (**Juniors are under the age of 6 months, Intermediates are rabbits 6-8 months of age, and Seniors are over 8 months of age but less than 3 years**).
6. Market pens will be weighed at the time of check-in. Exhibitors are required to attend. Rabbits weighing more than their class specifications will be disqualified. **No exceptions.**
7. Each recognized breed will be judged separately. Crossbreeds will be judged separately. Rabbits exhibiting any evidence of health problems or concerns will be sent home.

PRODUCTION CLASSES

- 15-101 Light Market Pen of 3: Under 3 months and not weighing over 4 lb.
 15-102 Heavy Market Pen of 3: Under 3 months and not weighing over 5 lb.
 15-103 Single Fryer: Under 3 months and not weighing over 5 lb.

FUR CLASSES (must also be entered in one or more of the above classes)

- 15-500 Normal White Breed Fur (New Zealand, Florida White, Mini-Lop, Polish, etc.)
 15-501 Normal Colored Breed Fur
 15-502 Rex Fur
 15-503 Satin Fur
 15-504 Angora Wool (French and English Angora)

SHOWMANSHIP - Senior, Intermediate, Junior 10:00 a.m. Breezeway of Rabbit Barn

4 Class Breeds	Sr Buck	Sr Doe	Jr Buck	Jr Doe
Belgian Hare	15-121	15-122	15-123	15-124
Britannia Petite	15-131	15-132	15-133	15-134
Dutch	15-141	15-142	15-143	15-144
Dwarf Hotot	15-151	15-152	15-153	15-154
English Angora	15-161	15-162	15-163	15-164
English Spot	15-171	15-172	15-173	15-174
Florida White	15-181	15-182	15-183	15-184
French Angora	15-191	15-192	15-193	15-194
Fuzzy Lop	15-221	15-222	15-223	15-224
Harlequin	15-231	15-232	15-233	15-234

Havana	15-241	15-242	15-243	15-244
Himalayan	15-251	15-252	15-253	15-254
Holland Lop	15-261	15-262	15-263	15-264
Jersey Wooly	15-271	15-272	15-273	15-274
Lilac	15-281	15-282	15-283	15-284
Mini Lop	15-291	15-292	15-293	15-294
Mini Rex	15-321	15-322	15-323	15-324
Mini Satin	15-331	15-332	15-333	15-334
Netherland Dwarf	15-341	15-342	15-343	15-344
Polish	15-351	15-352	15-353	15-354
Rex	15-361	15-362	15-363	15-364
Rhineland	15-371	15-372	15-373	15-374
Sable	15-381	15-382	15-383	15-384
Satin Angora	15-391	15-392	15-393	15-394
Silver	15-401	15-402	15-403	15-404
Silver Marten	15-421	15-422	15-423	15-424
Standard Chinchilla	15-431	15-432	15-433	15-434
Tan	15-441	15-442	15-443	15-444
Thrianta	15-461	15-462	15-463	15-464

6 Class Breeds	Sr Buck	Sr Doe	6-8 Buck	6-8 Doe	JrBuck	Jr Doe
American	15-521	15-522	15-523	15-524	15-525	15-526
American Chinchilla	15-531	15-532	15-533	15-534	15-535	15-536
Beveren	15-541	15-542	15-543	15-544	15-545	15-546
Californian	15-551	15-552	15-553	15-554	15-555	15-556
Champagne D'Argent	15-561	15-562	15-563	15-564	15-565	15-566
Checkered Giant	15-571	15-572	15-573	15-574	15-575	15-576
Cinnamon	15-581	15-582	15-583	15-584	15-585	15-586
Creme D'Argent	15-591	15-592	15-593	15-594	15-595	15-596
English Lop	15-621	15-622	15-623	15-624	15-625	15-626
Flemish Giant	15-631	15-632	15-633	15-634	15-635	15-636
French Lop	15-641	15-642	15-643	15-644	15-645	15-646
Giant Angora	15-651	15-652	15-653	15-654	15-655	15-656
Giant Chinchilla	15-661	15-662	15-663	15-664	15-665	15-666
Hotot	15-671	15-672	15-673	15-674	15-675	15-676
New Zealand	15-681	15-682	15-683	15-684	15-685	15-686
Palomino	15-691	15-692	15-693	15-694	15-695	15-696
Satin	15-721	15-722	15-723	15-724	15-725	15-726
Silver Fox	15-731	15-732	15-733	15-734	15-735	15-736
Cross Bred	15-741	15-742	15-743	15-744	15-745	15-746

SHEEP DEPARTMENT

Project Leader: Nick Greiner

Committee: Rollin Rourke, Rich Rourke, Sid Greiner, Keith Bothell, Randy Kaefring, Gerard Johnson

1. Each exhibitor may show 1, 2, 3, 4, or 5 market lambs in individual market classes (maximum of 5 market lambs). Ewe lambs may be exhibited as market lambs, but

lambs shown in market classes **MAY NOT** be shown in breeding classes. All lambs must be dropped after January 1 this year. Check-in and weigh-in order will be (starting at 8:00 a.m.) production lambs, market lambs, speckle faced ewes, and commercial ewes.

2. Exhibitors are limited to 2 entries in each of the breeding classes. There is no ram or PB ewe lamb class. State fair market lamb nominees and county fair production market lambs must be weighed in May at fairgrounds. Lambs may be weighed as production lambs (suggest 55-70 lb. at that time) from which one will be chosen by member for county fair production lamb class. That lamb may **NOT** be shown in individual market class, but others weighed in May could be shown as individual market lambs. Production market class will be judged 50% on rate-of-gain and 50% on visual appraisal.
3. Market lambs must be docked, castrated, and ear tagged. Lambs showing prolapses will be sent home immediately. All lambs brought to the county fair must have the federal scrapie eradication program tag. The scrapie tag is required regardless of whether the lamb is shown in market or breeding classes.
4. Market lambs must be shown unfitted or in shorn condition. Purebred lambs may be fitted if they are going to be shown at other shows during the season.
5. Commercial ewe lambs are any registered or non-registered ewe lambs that would make replacement-breeding stock. Lambs may be shown at halter **if trained** to show at halter.
6. Sheep barn will be locked until 4:00 PM Sunday. Following Monday weigh-in, market classes and breeding ewe lamb classes will be divided into weight breaks so an equal number will be in each class.
7. Lambs should weigh from 110 - 135 lb. Any lamb weighing less than 90 lb. will be shown in a feeder class, **not eligible for champions or auction**. The county production lamb weigh-in is Thursday, May 8, 6-8 p.m. in Barn 5. All market lambs intended for the Iowa State Fair need to also be weighed on May 8. Fees will be charged per animal for all nominations for state fair and Ak-Sar-Ben.
8. Grand, reserve grand, champion, and reserve champion market and production lambs (this includes **1st & 2nd place lambs in each market/production lamb class**) will be eligible for sale on Friday, with weights based on the Monday weigh-in. Project Leader will announce market options for other lambs and release times.
9. Fair board will provide chips for the first bedding, and then offer chips for sale for re-bedding. Only chips will be used for bedding. **Project Leader will monitor the**

cleanliness of exhibitor pens and may request that the bedding be changed due to odor, dirty or wet conditions.

10. Open Lamb Class Project

- Youth in grades kindergarten through 3rd grade (January 1, 2008) must be registered in the Extension Office by July 1. The leader/parent must inform the Extension staff of the youth's intent to participate in this project (provide youth name, parent name, address, phone number). Youth may exhibit one lamb. The Youth **MUST** be a resident of Johnson County or attend an adjoining school district (i.e. Mid-Prairie, College Community, West Branch, Clear Creek/Amana).
- Youth will **borrow a lamb** already at the fair from a current 4-H/FFA member. The youth's family must make arrangements to borrow the lamb.
- The purpose of the class is to: 1) Develop interest in the sheep project area; 2) Create a positive experience for the youth at the county fair in a non-competitive environment; 3) Develop self-esteem and confidence.
- Class will be held at the conclusion of the showmanship classes (approx. 11:30 a.m.).

CLASSES

- 16-211 Commercial Speckle and/or White Face Ewe Lamb
- 16-221 Commercial Ewe Lamb, Black Face
- 16-311 Individual Production Lamb
- 16-315 Individual Speckle Faced Market Wether
- 16-321 Individual Market Lamb

SHOWMANSHIP - Senior, Intermediate, Junior

- 16-400 K-3 Open Lamb Class

SWINE DEPARTMENT

Project Leader: Tom Wall

Committee: Steve Bothell, Kevin Hotz, Bill Novak, Myron Smalley, Norman Novak

Special Note: The Johnson County Pork Council will sponsor a maximum of 8 pigs/youth who are in grades 4 through 6 or are 1st time exhibitor of swine. Members will pay for the feeder pigs from sale proceeds after the county fair. Please contact Kevin Hotz at 319-629-5320 for information.

1. Each exhibitor is limited to one pen of 4 pigs, except derby exhibitors may have 5 pigs/pen or will be assigned two pens if 6 or 7 pigs are exhibited. Members may have **one** entry per class. Each pig may be shown in only one individual class.

2. **DERBY CLASSES:** Member may exhibit a **derby barrow pair, derby gilt pair,** and a **regular market pair** (but they must be different pigs). Derby barrow individual and derby gilt individual must be one of the derby pair pigs if a pair is shown. Member may enroll not more than 12 pigs at March weigh-in (6 barrows/6 gilts maximum). If four or more derby barrow or derby gilt pigs are enrolled, member **MUST** exhibit a **derby barrow or derby gilt** pair to be eligible to exhibit a **derby barrow or derby gilt** individual. Other derby pair pig is eligible to show as a market individual (market barrow/market gilt). *Derby pigs must be weighed/tagged by committee Saturday, March 15, 2008, 10 AM - NOON.* Entries must be castrated and ear-notched before then. No pig over 35 lb. will be accepted. Derby pigs may be barrows or gilts but will show in their respective classes. **All derby entries** will be placed into classes according to the March weigh-in weight.
3. Swine entries must be farrowed on or after February 1 this year.
4. No swine weighing less than 210 lb. will be allowed to show. **All** swine brought to grounds must be consigned to slaughter. **None may return home.** Contact Extension Office or swine project leader **before** preparation day with scratches.
5. Market and Derby pigs will be weighed for classification into weight classes by project leader beginning at 8:00 AM Monday. Fair Board will provide chips for the first bedding, and then offer chips for sale for re-bedding. Only chips will be used for bedding. Hogs should be watered in a non-tipping pan or device.
6. **No two pigs of one family, farm, or exhibitor may have the same ear notches.** Notches must be made deeply in order to read them at fair. Project leader(s) has the right to reject any hog with improper ear notches. Pigs must be selected from maximum of 22, including **derby** pigs, listed on livestock ID form (LS-106). Member may enroll more pigs on a second LS-106 for later shows.
7. Judge will be instructed to judge gilts as market gilts.
8. A champion and reserve champion will be named in each weight group. Grand and reserve grand champions for each class will be selected from those champions and reserves. Champions and grand and reserve grand champions in market barrow, market gilt, market pairs, derby barrow/gilt, and derby pairs classes may be sold at auction prior to beef sale Friday morning. They must be consigned to a slaughterer able to take them. If a buyer elects to send a hog to a packer, the check will be sent to the member and the amount paid to the member will be less that amount received from the packer. Hogs sent to local lockers must be identified at weigh-in time.

9. Committee will consign all hogs to one packer with the best offer. Hogs are transported in trucks with insurance for injury in transit, charges deducted from member's check.
10. Show oil is not allowed on any swine project. Hogs **may not** be clipped or shaved for the show.
11. Grand Champion and Reserve Grand Champion ribbons will be awarded in the live derby classes and the projects are eligible for the auction. No trophies will be given for **live derby grand champions**. All youth with projects in the swine auction are required to check with the project leader about sale day preparations.

CLASSES

- 17-111 Market Pair
- 17-121 Derby Barrow Pair
- 17-131 Derby Gilt Pair
- 17-141 Derby Barrow
- 17-151 Derby Gilt
- 17-161 Market Gilt
- 17-171 Market Barrow

SHOWMANSHIP - Junior, Intermediate, Senior

HERDSMANSHIP

Project Leader(s): Greg Finger & Peg Rogers

Awards will be given to clubs that have the neatest exhibit during the entire fair. All club exhibits count on the total score. Judging will be based on neatness of exhibit, cleanliness of alleyways, appearance of animals, and courtesy of attendants and others in the area. **No** special credit will be given for decorations. Premiums: 1st - \$100; 2nd - \$50; 3rd - \$25; 4th - \$10. 4-H Youth Program Development Committee awards a "Golden Scoop" traveling trophy with award provided by Johnson County Agricultural Association.

LIVESTOCK JUDGING CONTEST

**1:00 p.m., Monday, (Awards Presented 5:30 p.m.)
Thursday Evening on Variety Stage)**

Project Leader: Norm Ziskovsky

Assistant Project Leader: Keith Bothell, Joan Vondracek

Committee: Elsa Schmidt, Kevin Hotz, Keith Hotz, Reid Hockenson, Tom Hotz, Emily & John Greazel

1. Each 4-H club/FFA chapter may enter any number of teams. Each team will consist of 4 members, with all 4 scores applied to team score. Members of a team do not have to be from the same club/chapter, but must be a member of a club/chapter in Johnson County.
2. Any number of individuals may compete for an individual placing. All team members are automatically entered as individuals.
3. A maximum of 10 minutes will be allowed per class. All animals brought to fair are eligible to be selected for judging in these classes.
4. There will be no communication between contestants or with others outside contest area during contest. Failure to abide will result in disqualification.
5. There will be a maximum of 6 classes (50 pts./class) which include market and breeding classes in swine, beef, and sheep. A maximum of 2 questions classes may be offered with questions asked after contestants have judged the class. Project leader will designate classes to be used for questions prior to contest. Questions will be 5 pts. each/10 questions per class. Contestants may not be permitted to observe animals while questions are asked.
6. Ties between individuals will be broken by the higher score in questions, followed by number of perfect scores and highest overall score. Ties between teams will be broken by highest team score in questions, followed by highest number of perfect scores.
7. Plaques will be awarded to the top two individuals and top two teams with ribbons awarded to 10th place. Awards may also include top teams and individuals in divisions (swine, beef, sheep, and questions). Participants will receive an award in recognition of their effort.

SHOWMANSHIP

Belt Buckles sponsored by Eldon C. Stutsman, Inc. and Solon Feed Mill

1. 4-H and FFA members owning and showing livestock projects are eligible and encouraged to compete in the showmanship contest in each livestock department in which they have exhibited. **Exhibitors must show their own animals.**
2. There is no pre-entry for showmanship classes.

3. Showmanship is based on appearance and attitude of exhibitor, condition of animal, personal safety, grooming (clipping/cleanliness) of animal, and presentation of animals.
4. Banners will be awarded to winners in each grade division in market beef, foundation beef herd, sheep, swine, dairy cattle, pets, goat, horse, pony, rabbit and poultry. Showmanship belt buckles will be awarded to the top 3 exhibitors in each grade division who have not previously been awarded a buckle (an exhibitor may only receive one buckle per livestock department). The divisions are Junior (grades 4-6), Intermediate (grades 7, 8), and Senior (grades 9-12). There will be junior (grades 4-7) and senior (grades 8-12) divisions **only for dairy cattle**. There will be junior (1st year project member) and senior (2nd year project member and above) for **dog showmanship**.
5. Showmanship may be won only **ONCE per grade division per department**. Exhibitors must compete in their own grade division.

SENIOR RECOGNITION

Project Leaders: Dave and Michele Raim

Junior Leaders: 4-H Youth Council

Graduating senior 4-Hers will receive a plaque Monday night in the Variety Tent. Pictures and accomplishments of those returning the questionnaire will be on display in Montgomery Hall.

BAKE SALE

Project Leader: Ruth Pate

Assistant Leader: Pauline Barnes

Baked food items can be contributed to the 4-H bake sale or taken home. Proceeds are reinvested back into the Johnson County 4-H program.

MEDIA/PUBLICITY

Project Leaders: Lora Sieverding and Diane Thayer

Photos and press releases will be organized and contributed to local press.

4-H CLOVER KIDS (K-3)

Project Leader: Bonnie Penno

Youth **enrolled** in K-3 (grades Kindergarten - 3rd) 4-H/Youth programs in Johnson County are eligible to exhibit in the Non-Animal Division. Entries will be accepted on

Sunday, July 20 from 11:00AM-2:00PM. Please label with your Name, Club Name, Age, and Hometown. A participatory ribbon will be given. The project is not eligible for premiums or county award honors. The purpose of the K-3 program is to focus on doing age appropriate skills in a non-competitive environment. Projects will need to meet county fair requirements. Youth must complete and return an enrollment form to the Extension Office by May 15 to participate.

Johnson County 4-H & FFA Fair

2008 SCHEDULE OF 4-H/FFA YOUTH EVENTS

* Denotes events open to public participation/entry

SATURDAY, JULY 19	
8:00 - NOON 1:00 - 4:00 PM	Judging all Non-Animal Exhibits, Montgomery Hall
8:00 - NOON	Interviews for 1 st year Bucket Bottle Exhibitors; Extension Office
8:00 - NOON 1:00 - 4:00	Bake Sale, Montgomery Hall
9:00 - NOON	Preparation of Barns
5:00	Model Rocket Launch, South Parking Lot
SUNDAY, JULY 20	
11:00 - 2:00	Clover Kid exhibits enter in Montgomery Hall
4:00 - 9:00	Livestock may be penned
4:00 - 9:00	ALL Market Beef & Breeding Heifers Weighed or Checked In
MONDAY, JULY 21	
9:00	Swine Weigh-in begins
9:00	Sheep Weigh-in begins
9:00	Scanning of Carcass Beef, Scale House (approximate)
9:00 - 3:00	Dog Obedience Show, South Arena
10:00- NOON	Conservation Exhibit Award Interviews, Extension Office
10:00 - 9:00	4-H Open House, Montgomery Hall
NOON	All Other Livestock Exhibits in Place
NOON	Market/Breeding Beef Exhibitors Meeting, North Arena
1:00	Livestock Judging Contest, North Arena
2:00	Model Rocket Launch Rain Date , South Parking Lot
3:30	4-H Volleyball Tournament, North of Extension Office
5:00	*Scare Crow Contest, Master Gardener Area
NOON	*Bucket of Flowers Entries Due, Master Gardener Area
5:00	Clothing Event Style Show, Variety Tent
6:00	County Fair Queen Contest & Senior 4-H Recognition, Variety Tent
TUESDAY, JULY 22	
9:00 AM	Market Swine Judging, North Arena
10:00 - NOON	Educational Presentations, Montgomery Hall
10:00 - NOON	Pet Show, South Arena
10:00 - NOON	Dog Rally Classes, South Arena
10:00	Poultry Judging, Poultry Barn
10:00 - 9:00 PM	4-H Open House, Montgomery Hall
NOON-3	Enter & Check-in Cow/Calf Pairs

3:00	Pony Trail/Cart Classes, Outdoor Arena
5:00	Pony Halter/Performance Classes, Outdoor Arena
6:00	Judging of "Share the Fun" Acts, Variety Tent
5:00 - 8:00	Working Exhibits, Montgomery Hall
WEDNESDAY, JULY 23	
6:00 - 9:00 AM	Enter & Check-in Bucket/Bottle Calves
7:00 - 10:00 AM	Enter & Check-in Cow/Calf Pairs
8:15	Sheep Exhibitor Meeting
8:30	Sheep Judging, South Arena
10:00	Rabbit Showmanship Contest; Rabbit Barn Breezeway
10:00 - NOON	Educational Presentations, Montgomery Hall
10:00 - 9:00 PM	4-H Open House, Montgomery Hall
11:00	Dairy Heifer Judging, North Arena
NOON	Judging of Advanced Feeder Pens
12:30	Rabbit Exhibitor's Meeting, Rabbit Barn Breezeway
1:00	Horse Trail Classes, Outdoor Arena
1:00	Cow/Calf & Beef Heifer Judging, North Arena
1:00	Rabbit Judging, Rabbit Barn
3:00	Horse Halter/Performance Classes, Outdoor Arena
5:00	Catch-A-Calf Event, North Arena (or immediately following completion of beef heifer show)
6:00	Working Exhibits, Montgomery Hall
7:00	Youth Ag Challenge, Rabbit Barn Breezeway
THURSDAY, JULY 24	
7:00 - 9:00 AM	Bucket Bottle Calf Check-In, Scale House (4-H, FFA & K-3)
8:45	Dairy Goat Exhibitors' Meeting, South Arena
9:30	Bucket Bottle Calf Judging, North Arena
9:00	Dairy Goat Judging, South Arena
10:00 - NOON	Educational Presentations, Montgomery Hall
10:00 - 8:00 PM	4-H Open House, Montgomery Hall
11:00	Market Beef Judging, North Arena
3:00	Release Dairy Cattle
4:30	State Fair Press Photos, Montgomery Hall
5:00	Release of livestock EXCEPT animals for Auction
5:30	4-H Award Ceremony, Variety Tent
8:00	Release of Exhibits in Montgomery Hall, Scarecrows, Bucket of Flowers
FRIDAY, JULY 25	
9:00 AM	LIVESTOCK AUCTION

Entertainment Schedule can be found at
www.JohnsonCoFair.com

PARKING & LOADING POLICY

The Fair Board is concerned about pedestrian safety, fire and ambulance service, insurance liability, waste removal, and general congestion on the fairgrounds so a parking policy will be in effect during fair. Horse trailers are restricted to north of

outdoor show ring. Livestock trailers must park on the far south side. Trailers not parked in designated areas will be removed at owner's expense. Exhibitors may load/unload as needed, but are expected to remove vehicles as soon as possible. Veterinarian, service, and delivery vehicles will be allowed to park on grounds.

Comments and concerns are collected during county fair by the Youth Development Committee, 4-H Youth Council, Fair Board, project leaders, club leaders, parents, members, and staff. After fair, an evaluation meeting is held for persons to share comments and make suggestions for improvements. This open meeting is held in the first few weeks following the county fair. Following the meeting, suggestions will be shared with Fair Board, Extension Council, and Youth Development Committee for discussion and final recommendations for next year.

4-H FAIR DUTIES

4-H clubs, their members, and families are asked to perform service during the fair to contribute to its success. Participating in these activities is important for many reasons:

First: It gives the 4-Hers and their families a good understanding of the level of support they receive from the community.

Second: The work that 4-Hers and their families do during the fair benefit 4-H in the following ways:

- ⇒ Working in the Pizza and Pop stand provides much needed funds directly to the Youth Development Committee for programs, materials, and experiences for 4-Hers
- ⇒ Working in Montgomery Hall allows 4-Hers to protect their exhibits and promote 4-H to the public
- ⇒ Cleaning the fairgrounds provides a nice clean place to spend the week and promotes a good image for 4-H.

Third: 4-Hers and their families need to take some responsibility for the fair experience provided for them. It promotes good will with the volunteers, Fair Board, and county businesses.

The following duties are assigned with the help of club leader input. Depending on the size of the club, each club will be assigned 2-4 duties. Clubs **MUST** inform the Extension Office if duty times are switched with another club. Small clubs are combined. Large clubs have additional responsibilities because they have more members and more 4-H families and therefore more people available to help. Leaders are encouraged to get parents and other adults to help with this responsibility.

4-H FAIR DUTIES SCHEDULE

MONTGOMERY HALL HOSTS/HOSTESSES

Project Leader: Jean Donohue

Each shift needs 4 members/2 adults. (2 members and one adult upstairs and 2 members and one adult downstairs.) Please report at assigned time to Montgomery Hall.

MONDAY, JULY 21

10:00 - 2:00 Victory
2:00 - 6:00 Greencastle Barnstormers
6:00 - 9:00 Sharon Center Sensations

TUESDAY, JULY 23

10:00 - 2:00 Sharon Center Sensations
2:00 - 6:00 Deer Creek Ramblers
6:00 - 9:00 Frelincs

WEDNESDAY, JULY 22

10:00 - 2:00 Cosgrove Hustlers
2:00 - 6:00 Golden Rule/Golden Stars
6:00 - 9:00 Liberty Livewires

THURSDAY, JULY 24

10:00 - 2:00 East Lucas Clovers
2:00 - 6:00 Liberty Livewires

PIZZA/POP STAND SCHEDULE

Project Leader: Jennifer Petett, Charlotte Knepp

Assistant Project Leader: Jim Burr

Each shift needs 2-3 members **AND 1 adult**. Please report to committee member listed.

MAIN STAND at SOUTH

SUNDAY, JULY 20: Project Leaders

4:00 - 9:00 Graham Champions

MONDAY, JULY 21: Al Ziskovsky/ Walter Sparks

7:30 - 10:00 Deer Creek Ramblers
10:00 - 2:00 Prairiemasters
2:00 - 6:00 Sharon Center Sensations

6:00 - 10:00 Cosgrove Hustlers

TUESDAY, JULY 22: Donna Wears/ Dave Skallerud

7:30 - 10:00 Monroe Hustlers
10:00 - 2:00 Macbride's Pride
2:00 - 6:00 North Liberty Achievers

6:00 - 10:00 Graham Champions

WEDNESDAY, JULY 23: Bonnie Penno/ Dave Skallerud

7:30 - 10:00 Victory
10:00 - 2:00 East Lucas Clovers
2:00 - 6:00 IC Pals
6:00 - 10:00 Ramblin Recks and Rosies

THURSDAY, JULY 24: Jeff Englert/ Jennifer Petett

7:30 - 10:00 Greencastle Barnstormers
10:00 - 2:00 Macbride's Pride
2:00 - 6:00 Golden Rule/Golden Stars
6:00 - 10:00 Prairiemasters

FRIDAY, JULY 25: Project Leaders

7:30 - End of auction Sharon Center Sensations

SPECIAL STAND at NORTH ARENA

MONDAY, JULY 21: Project Leaders

4:00 - 7:00 Deer Creek Ramblers

7:00 - 10:00 Ramblin Recks and Rosies

THURSDAY, JULY 24: Project Leaders

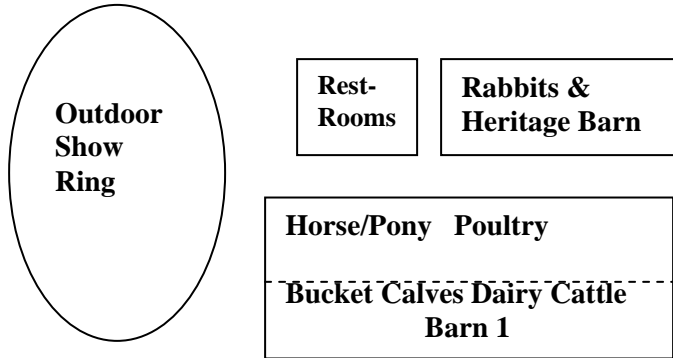
11:00 - 2:00 Monroe Hustlers

2:00 - 5:00 East Lucas Clovers

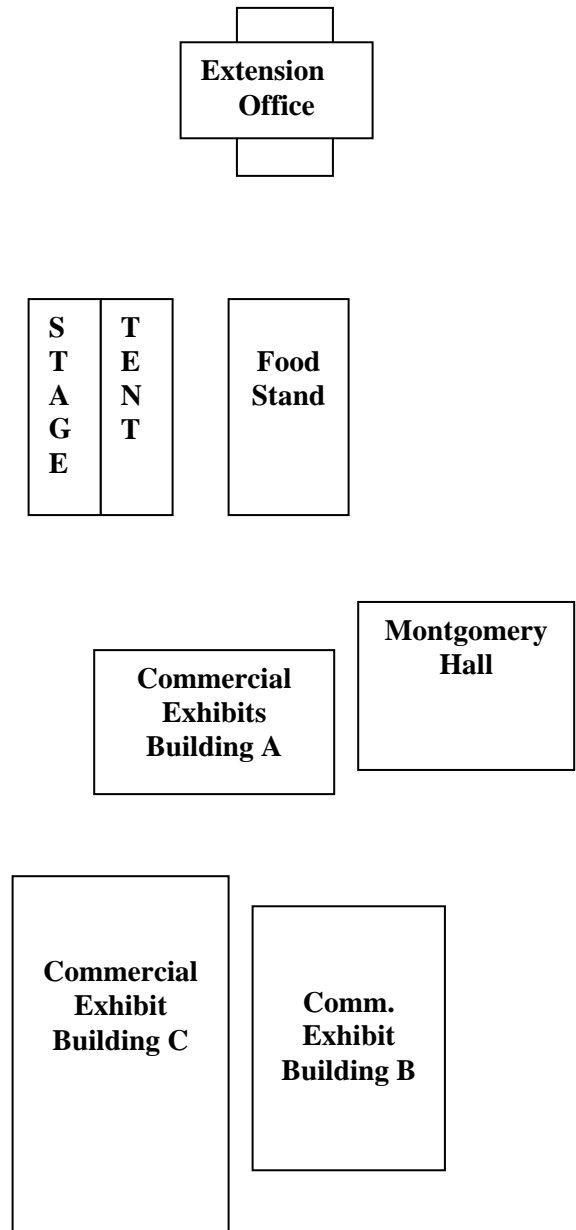
5:00 - 8:00 Graham Champions

8:00 - 10:00 Horse and Pony

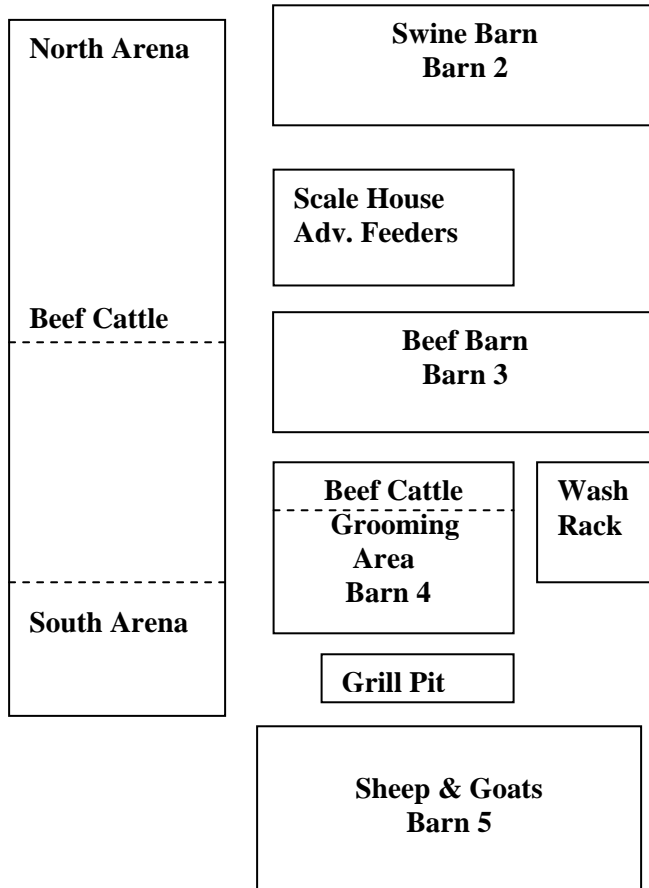
SECTION 1



SECTION 2



SECTION 3



DAILY CLEAN UP

Bags and gloves can be picked up at the shop. Clean up may be completed the night before clubs are scheduled AFTER 9:00 PM or on the scheduled day BEFORE 8:00 AM. When clubs finish in the morning the leader should report to the Extension Office for free food coupons for those helping. **Clubs may switch with another club.**

TUESDAY, JULY 22	WEDNESDAY, JULY 23
Sec 1 Cosgrove Hustlers	Sec 1 Ramblin Recks and Rosies
Sec 2 Prairiemasters	Sec 2 Deer Creek Ramblers
Sec 3 Cosgrove Hustlers	Sec 3 Ramblin Recks and Rosies
THURSDAY, JULY 24	FRIDAY, JULY 25
Sec 1 Graham Champions	Sec 1 Horse and Pony
Sec 2 East Lucas Clovers	Sec 2 Monroe Hustlers
Sec 3 Graham Champions	Sec 3 Victory

Find your section on the map on Page 43.

NON-ANIMAL DIVISION GENERAL RULES

JUDGING OF ALL NON-ANIMAL EXHIBITS WILL BE DONE SATURDAY, JULY 19, IN MONTGOMERY HALL. Members bring completed 4-H Fair Exhibit Entry Form, all exhibits with entry tag and written materials as needed at their club's assigned time. Check in will be done upstairs at the north end of Montgomery Hall prior to judging. Exhibit check in will break from 12:00 to 1:00. No one will be admitted for judging after 4:00 PM.

1. All juniors and first year members must participate in a conference judging experience in any non-animal project prior to fair. Clubs are encouraged to have an achievement show.
2. Exhibits can be presented by an **individual or group**. Each group exhibit receives one premium. Each *member* of a group exhibit:
 - Must be enrolled in that project to exhibit and identified on the project.
 - Gets a county ribbon.
 - If the exhibit is intended to be eligible for state fair, all group members must meet eligibility requirements for state fair. For groups with junior members, 50% of

the contributors must be in 7-12th grade. List 4th graders as contributors, but not group members for state fair exhibits.

- ****Note Exception:** Class 811L – 4H Historical/Family Heritage, the exhibit criteria includes active participation by both 4-Hers and adult(s).

3. An exhibit is to be an outgrowth of project work during the current 4-H year to show learning/skills developed to accomplish a goal(s) determined by the member or group. Exhibits may be an actual product, poster, display, report, notebook, model, video, etc.
4. Original use by a 4-Her of copyright materials should not be used in a 4-H exhibit because when it is on public display it infringes on copyright laws. Copyrighted logos, designs, or trademark materials should not be used for visual art exhibits on public display at a fair or other setting without written permission. If written permission has been obtained for an exhibit in the technique class, it should be included in the written support materials of that exhibit. For display purposes, exhibits will then be labeled “Copyright permission granted.” These materials are never appropriate for the Original Art Class.
5. Exhibit classes are broad categories. Members are encouraged to use project guides, manuals, and program materials to determine goals and plan learning experiences.
6. The member’s goal will form the basis of the evaluation process. Evaluation criteria will include demonstrated learning, quality of work/techniques, general appearance, and design.
7. All exhibits must have one completed entry tag securely fastened to exhibit. These will be handed out by the 4-H Leader or can be picked up at the Extension Office.
8. **Each item in an exhibit must be securely labeled with exhibitor’s name.** Labels should be placed on back of posters and cards, and in an inconspicuous place on other items.
9. **All exhibits will be conference judged.** Exhibitors will rotate to a different judge for each project area and visit in a conference setting. Parents are welcome as **observers** but are **not** to participate in conference between judge and member.
10. **Junior members (grades 4, 5, 6) must include a written goal statement** attached to the entry **tag** and should be prepared to **verbally answer** the following questions about each exhibit:
 - a) How did you go about working toward your goal(s)?
 - b) What were the most important things you learned?
 - c) What ideas or plans do you have for the future, based on what you learned?

11. **A written explanation, an audio cassette, or video tape is to be included as part of each exhibit for Intermediates and Seniors (grades 7-12).** The exhibitor should respond briefly to the following questions about the exhibit:
 - a) What was your exhibit goal(s)?
 - b) How did you go about working toward your goal(s)?
 - c) What were the most important things you learned as you worked toward your goal(s)?
 - d) What would you like to do in this project area next year?

12. **PHOTOGRAPHY EXHIBITS** – Require only the Entry card and the “4-H Photography Exhibit Label” and “Johnson County 4-H Photography Exhibit label” as described in Photography rules 5 and 6.

13. **Exhibits are evaluated on the following criteria:**
 - a) Demonstrated learning involved
 - b) Workmanship and techniques
 - c) General appearance and designThe weighing of these criteria is determined by the goal the 4-Her has set and exhibit standards.

14. Exhibitors need to check the exhibit guidelines carefully and include any written information that might be required in each project area. (For example: Home Improvement, Visual Arts, and Clothing do require written design elements and principles information; Food and Nutrition has special requirements for labels and so forth)

15. Copyright logos, design or trademark material should not be used for exhibits on public display at a fair or other setting without written permission. If written permission has been obtained for an exhibit it should be included in the written support materials of that exhibit. For display purposes, exhibits will then be labeled “Copyright permission granted.” You do not need permission to use the 4-H emblem. This is granted you as a member of the 4-H program, as long as you are not making money from its use and you follow the guidelines governing the physical attributes of the 4-H clover.

16. If a 4-Her has set a goal that can be accomplished by both classroom assignment and an outgrowth of a 4-H project, that’s okay. The intent is that a predetermined 4-H goal has been set. Example: Class assignment was to design a banner. 4-H Goal: To make a banner for use in exhibitor’s room. The 4-Her must realize that the evaluation criteria and exhibit guidelines for each opportunity will be different and should prepare the required support information accordingly.

17. **RECOGNITION** – Ribbons are given based on the Danish System of Judging:
The Danish system places exhibits in groups representing standards met:
- **BLUE:** Exhibit meets all standards well.
 - **RED:** Exhibit meets some standards well, but could use improvement on other standards.
 - **WHITE:** Exhibit needs improvement on many standards or is missing information critical to evaluation of standards.
 - **PURPLE:** Exhibit exceeded standards. It is the best of the blues.
18. Exhibits will be released Thursday **between 8:00 - 9:00 PM (NOT BEFORE 8:00 PM and must be claimed by 9:00 PM)**.
19. Some exhibits could fit into more than one class. The exhibitor should determine the class that relates best to their exhibit goal. However, the intent is not for a 4-Her to have the same type exhibit in more than one class.
20. All food products and food preparation procedures used, illustrated, or described must be unquestionably safe. **Any exhibits considered to be or to portray a food safety risk or that require refrigeration** (cream fillings/pies, cream cheese frosting, meat/broth, relish or fruit trays, cheese, eggs, custards, egg noodles, and friendship starters, etc.) **will not be accepted, judged or displayed (SEE: <http://www.extension.iastate.edu/Publications/4H3023.pdf> for further information on this)**. The recipe (ingredients, preparation instructions, time, and temperature) **MUST** be included for any prepared or preserved food exhibit. Preserved foods must include a label with type of food, source of recipe and/or method of preservation, processing time, date processed. **Current** USDA and/or ISU guidelines for home food preservation methods **must** be used.
21. Prepared foods should be on a firm disposable plate or flat cardboard in a re-closable plastic bag and include recipe on a card. **DO NOT** bring on a glass or metal pan/plate.
22. **Suggestions** for more accurate judging:
- Cookies or bars, etc.: 6 items on the plate.
 - Comparison exhibits: 3 of each item.
 - Cakes, breads, and pies should be in their original shape as baked.
 - Preserved items: 2 jars, one for judging, one for display.
 - Products should not be frosted unless there is a specific reason to do so.
23. If the exhibitor chooses a display to illustrate what was learned, the following maximum size guidelines apply as follows: **Posters and banners are not to exceed 22" x 28" or foam core board size of 22" X 30"**. **EXCEPTION: 4-H Communications Poster (Class 811J) must be 14" X 20" and must be designed**

on or affixed to standard poster board or foam core board. Charts and model displays are not to exceed 4'x 4' in size (measured flat/unfolded). Display boxes not to exceed 28" x 22" in height or width; 12" depth. EXCEPTION: Food & Nutrition display boxes are not to exceed 10" x 12" x 14".

24. Due to security, members are discouraged from using items that have special meaning and historical value as the exhibit or part of an exhibit.
25. Noxious weeds, endangered/threatened animals, insects, and wild flowers, nests, or small songbird feathers should **not** be used. Pheasant, duck, goose, and quail feathers "legally taken" are acceptable.
26. To exhibit vegetable specimen (project) at the Iowa State Fair, exhibits must be entered on the 2008 Iowa State Fair Livestock Entry form available at the Extension Office. These forms are due to the office by July 1, 2008.
27. Hills Bank will take photos of 4-H members and exhibits outside Montgomery Hall all day Saturday. Please have photos taken **before** judging. Photos may be picked up during fair at Hills Bank booth in Building B.
28. Johnson County 4-H grade is 7th grade & older (intermediate or senior) to exhibit at the Iowa State Fair. Group projects/Share-The-Fun have their own qualifying criteria.
29. Eligible 4-Hers may have no more than 2 exhibits per year advance to state fair.
30. State Fair winners will receive plaques during the Awards Ceremony on Thursday. They will also receive information specific to their project area/exhibit and alternative evaluation during the Awards Ceremony. State Fair exhibitors are responsible for reading & complying with the Iowa State Fair General Exhibit rules for the exhibit to be eligible for Iowa State Fair participation.
31. Extension Office will coordinate transportation of 4-H exhibits that fit into a van to and from state fair. Volunteers are needed to drive. Transportation of large exhibits is the responsibility of the family. All exhibitors will pack their exhibit for travel.

JUDGING SCHEDULE FOR ALL NON-ANIMAL EXHIBITS

Saturday, July 19 – Montgomery Hall

Exhibit check in will stop from Noon until 1:00 p.m.

No one will be admitted for judging after 4:00 p.m.

8:00 - 10:00 AM

Graham Champions

Liberty Livewires

North Liberty Achievers

Prairiemasters

1:00 - 2:30 PM

Cosgrove Hustlers

East Lucas Clovers

Greencastle Barnstormers

Victory

10:00 - 12:00 NOON

Golden Rule/Golden Stars

Ramblin Recks & Rosies

Sharon Center Sensations

Frelincs Horse & Pony

2:30 - 4:00 PM

Deer Creek Ramblers

Monroe Hustlers/Bright Eyes

IC Pals

MacBride's Pride

FAMILY AND CONSUMER SCIENCES DEPARTMENT

Project Leader: Jean Donohue

Assistant Leader: Elaine Boeding

Junior Leader(s):

CHILD DEVELOPMENT**CLASS****501 CHILD DEVELOPMENT**

Educational display or other type of exhibit to a child development project/program such as age appropriate games and toys, original stories, baby-sitting, toy safety, positive guidance and discipline, special needs, careers, etc. Exhibit information should include: What you have learned 1) about yourself; 2) about children while creating and using this exhibit; and/or 3) about what the child gained or learned from use of the item in this exhibit.

TEXTILES AND CLOTHING

Articles may have been used/worn, but should be clean, laundered/dry cleaned **before** exhibiting.

SPECIAL RULE

****When application of design elements and art principles must be explained in the Clothing area, the following guidelines shall be used:**

- A. Members in grades 4-6 are responsible only for application of the design element line or color.
- B. Members in grades 7-8 are responsible for application of two design elements.
- C. Members in grades 9-12 are responsible only for application of at least one design element and at least one principle of design.

CLASS**511A CLOTHING DESIGN and CREATIVE SEWING**

Includes, but is not limited to: constructed garments or accessories; design illustrations, sketches, models, etc.; modified, designed, or recycled

garments; making a garment that enhances the way you or others look; design or sew for others, etc. ***Application of design elements and art principles must be explained when appropriate.**

511B CHOOSING CLOTHES and LEARNING ABOUT FABRICS

Includes, but is not limited to, purchased garments or accessories, textile fiber or fabric characteristics, choosing clothes or accessories to enhance the way you or others look, labeling, etc. **(Include only one shoe, earring, etc., if part of the exhibit.) *Application of design elements and art principles must be explained when appropriate.**

511C CLOTHING SAFETY and CARE

Includes, but not limited to, decisions about clothes for sports, temperature control and protection, laundry experiences, clothing care, etc.

511D OTHER CLOTHING and SEWING IDEAS

Any other exhibit that is an outgrowth of a 4-H textile and clothing educational experience. Could include but is not restricted to: 1) exploration of ethnic or historical clothing; 2) dress as a means of expression; 3) clothes for special needs of handicapped, elderly, children; 4) cultural expression through clothes; 5) careers or processes in the textile and/or apparel industry; 6) decorative processes such as textile dying, printing, embroidery, knitting, or quilting; 7) construction of household textiles. The exhibit may be an object, notebook, or poster. ***Application of design elements and art principles must be explained when appropriate.**

FOOD AND NUTRITION

1. The recipe (ingredients, preparation instructions, time, and temperature) **MUST** be included for any prepared food exhibit. Source of recipe must be credited.
2. Preserved foods must include the Food Preservation Exhibit Label, VI-991201-WB/SAS. Only food processed after August 1, 2007 is acceptable.
 - a) Type of food
 - b) Method of preservation
 - c) Processing time
 - d) Date processed

Source of recipe and/or method of preservation (if a publication, include name and date). **Current** USDA and/or Iowa State University guidelines for home food preservation methods must be used. (Check at County Extension Office

for recommended practices or call the ISU Answer Line at 1-800-262-3804 for current researched information.)

3. Preserved food exhibits **MUST** include two (2) product samples. One will be opened at the judge's discretion. The second will be placed on display.
4. Prepared foods should be placed on a firm disposable plate or flat cardboard. Consider this recommendation rather than pans, plates, china, or baskets due to potential damage or loss. Place exhibit in resealable plastic bag with entry tag fastened outside the bag.
5. **Products that require refrigeration** (cream fillings, cream pies, meat or broth, relish or fruit trays, cheeses, eggs, custards, egg noodles, and friendship starters, etc.) **are not acceptable entries for the fair.** These items do not hold up well at room temperature and often pose a food safety hazard. Such items will not be accepted, judged, or displayed. For additional guidelines on this visit <http://www.extension.iastate.edu/Publications/4H3023.pdf>
6. Due to safe handling concerns during processing, no meat jerky product exhibits are allowed.
7. All food products and food preparation procedures used, illustrated, or described must be unquestionably safe. **Any exhibit considered to be or to portray a food safety risk will not be accepted, judged or displayed.**
8. The use of alcoholic beverages in the preparation or production of 4-H food exhibits is NOT permitted.
9. If you choose to use a display box, the dimensions are not to exceed 10" x 12" x 14". (The three dimensions can be applied to best fit the exhibit size for height, width, or depth.) Poster size maximum: poster board 22" x 28" or foam core board 22" x 30".
10. All food products/exhibits should be appropriate for human consumption and nutritional evaluation.

Suggestions for more accurate judging.

Cookies or bars, etc.: 6 items on the plate.

Comparison exhibits: 3 of each item.

Cakes, breads, and pies should be in their original shape as baked.

Preserved items: 2 jars, one for judging, one for display.

Products should not be frosted unless there is a specific reason to do so.

CLASS

521A FOOD PREPARATION and SAFETY

Includes, but is not limited to, prepared product, product evaluation, food preparation terms, storage practices, etc.

521B CONSUMER and MANAGEMENT

Includes, but is not limited to, resource management, product comparison, meal planning and service, purchasing food, food packaging, and recycling, nutrition labeling, etc.

521C NUTRITION and WELLNESS

Includes, but is not limited to, dietary guidelines, nutrient functions, physical health, etc.

521D OTHER FOOD and NUTRITION IDEAS

Exhibit can tell or show any special related topic such as measurement of ingredients, eating out, special recipe collection, cultural food traditions, food science “whys”, careers, etc.

HOME IMPROVEMENT

CLASS

531A DESIGN in the HOME

An educational display, notebook, poster or other type of exhibit such as a design element or art principle, explaining design of an item, selecting an item, illustrating design, etc. **Must include explanation of how a minimum of two (2) design element or art principles were used in this exhibit.**

531B FURNITURE in the HOME

Includes, but is not limited to, reclaimed furniture, room plans, furniture styles, historic furniture, buymanship, etc. **Must include an explanation of how a minimum of two (2) design elements or art principles were used in this exhibit.**

531C ACCESSORIES for the HOME

Includes, but is not limited to, wall accessories, nature accessories, flatware selection/coordination, table design, lighting design, etc. **Must include an explanation of how the design elements or art principles were used in this exhibit.**

531D FABRICS in the HOME

Includes, but is not limited to, upholstered furniture, pillows, curtains, table linens, storage protection, etc. **Must include an explanation of how a minimum of two (2) design elements or art principles were used in this exhibit.**

531E MAINTENANCE in the HOME

Includes, but is not limited to cleaning plan, storage, energy conservation, recycling, home away from home, etc. **If appropriate,** include an explanation of how the design elements or art principles were used in this exhibit.

531F OTHER HOME IMPROVEMENT IDEAS

Any other exhibit which is an outgrowth of a home improvement project or program such as careers, decision making process, etc. **If appropriate,** include an explanation of how the design elements or art principles were used in this exhibit.

CONSUMER AND MANAGEMENT

CLASS

541A SPENDING PLANS and RECORD KEEPING

- Track your spending (account books, computer records, envelope systems, checkbook records, etc.).
- Set up family record keeping system.
- Survey peer spending habits (allowances, video arcades, clothing, food, etc.).
- Track your 4-H project(s) spending (livestock records, photographs, clothing, etc.).
- Describe appropriate use of credit.
- Track how you spend your time (calendar system, diary, etc.)
- Set up a family calendar system.

541B COMPARISON SHOPPING

- Compare products.
- Compare type of stores or places to shop.
- Compare cost of shopping with cash and credit.
- Compare colleges, trade schools, etc.

- Compare cost of recreational activities.
- Compare financial institutions (banks, savings and loans, credit unions, etc.).
- Compare car insurance.
- Compare investments and savings.

541C CONSUMER RIGHTS and RESPONSIBILITIES

- Explore advertising influences.
- Show how to make a consumer complaint.
- Show where to find consumer information.
- Evaluate reliability of consumer information.
- Describe cost of fraud (shoplifting, bad check, fake ID, etc.).
- Describe potential problems related to privacy issues (social security number, credit card, internet shopping, etc.)

4-H GO THE DISTANCE

Project Leader: Jean Donohue

This class is designed to help participants gain a greater appreciation for and understanding of the role nutrition and physical activity has in promoting health and well-being. Participants are encouraged to learn about how nutrition and physical activity affect the overall health (including physical performance and disease risk) of an individual or group. This class is intended to provide an opportunity for 4-Hers, as an individual, club or team, to plan and develop an exhibit that shares what they have learned about nutrition and physical activity in relation to health. **Two entries may be selected** for state fair. 4-Her must have completed 7th grade to advance.

Special Exhibit Guidelines

1. The exhibit must be an outgrowth of a 4-H learning experience planned and completed by one or more 4-Hers of eligible exhibitor age.
2. The exhibit is to be an outgrowth of work done, through 4-H, to accomplish a goal(s) determined by the 4-Her(s).
3. Exhibits might be an actual product, poster, display, report, notebook, model, videotape, audio cassette, physical activity and menu plan, etc.
4. The exhibit should include the following information:
 - a. What was the goal(s)?
 - b. How was the idea for the exhibit determined and developed?
 - c. What responsibilities were completed by each participant involved in the learning experience?

- d. What did you learn about nutrition and physical activity?
 - e. What plans do you have to continue this interest?
5. Exhibitors must comply with the 'General Exhibit Rules,' including size, copyright where applicable, safety, etc., to be eligible for entry.

4-H GO THE DISTANCE!

CLASS

960A Any exhibit by one or more 4-Hers which is an outgrowth of a goal to explore an area of nutrition and physical activity for personal development.

960B Any exhibit by one or more 4-Hers which is an outgrowth of a goal to provide leadership in the areas of nutrition and physical activity in a group setting (ex: family, club, community).

960C Any exhibit by one or more 4-Hers which displays citizenship in the areas of nutrition and physical activity within a community (example: senior living center, school).

EXPRESSIVE ART DEPARTMENT

Photography Project Leader: Ben Moore

Visual Arts Project Leader: Diana Cox

Assistant Leader: Teresa Kasper

Junior Leader: Allison McArtor

PHOTOGRAPHY: Limit of 6 exhibits per member

20 photos will be chosen to display with the Traveling Photo Exhibit.

1. Photographs may be either black and white or color. Photographs may be processed from negatives, slides, or digital cameras and computer manipulation programs. Photographs exhibited must have been taken during the current 4-H year.
2. If photos are mounted, they can be: (A) flush-mounted (no mounting board showing) on board; or (B) with mount border (window mat or flat mount directly on board). Exhibitors may cut own mounting boards, use inexpensive ready-cut window mats, or have matting done professionally. In all cases, 4-Her is responsible for design decisions (border width, color, size). **Framed photos, including floating frames, will not be judged.**
3. If photos are not mounted, they may be exhibited in a clear plastic covering such as photo album pages.

4. A series is a group of pictures or slides that are related or tell a step-by-step story. Photos must be mounted as one unit in story order. Slides should be numbered and/or displayed in sequence.
5. **PHOTOGRAPHY EXHIBITS** – Require only the Entry card and the “4-H Photography Exhibit Label” and “Johnson County 4-H Photography Exhibit Label.”
6. **The “4-H Photography Exhibit Label” (revised January 2002) must be completed and attached** to each photo exhibit entry. Tape to back of mounting or fold label, as appropriate, for each exhibit. Label is available at county Extension Office.
7. **The “Johnson County 4-H Photography Exhibit Label” must also be completed and attached** to each photo exhibit entry. Attach to bottom right corner of exhibit.
8. Captions are optional. If used, they should be short.

CLASS

851A MOUNTED PHOTOGRAPH OR SERIES

Individual photo or series of photos where each exhibited photo is at least 5x7 inches (the standard 5x7 print). Larger photos may be cropped if necessary for better composition, but no smaller than 5x7 inches. Series entries should consist of three to five photos (each 5x7 minimum) mounted as one piece. Mounting is required for all entries in this class. Use of standard commercial photo mats is acceptable provided that exposed area of photo is not less than 4 ½ x 6 ½ inches. See rule number two above for mounting suggestions.

851B SINGLE PHOTOGRAPH OR SERIES

Photo of any size may be considered in this class. There is no minimum size. Series exhibits should include three to five photos. If the series is mounted, it should be done as one piece. See items 2 and 3 above for exhibiting suggestions.

851C CONTEMPORARY / CREATIVE PHOTOGRAPHY

A photograph that is understood to be a creative, imaginative, or experimental departure from realism. Examples of Contemporary/Creative Photography may include: abstracts; derivations; distortions; black light;

bas-relief; diazochrome; posterization; solarization; multiple exposures; montages; kodolith; multiple images with trick lenses; and similar processes.

Special exhibit requirements for Class 851C:

1. Photograph must be mounted but not framed.
2. Current 4-H Photography Exhibit Label must be attached to the back of the exhibit.
3. **A detailed report** must be attached clearly stating the process used to achieve the desired effect. Each step and materials or equipment used must be included in this report.
4. Where possible, a copy of the photo before manipulation should be included with the report.

851D PHOTOGRAPHY IDEAS

This class is designed for creative photography and experiments that do not fit into the previous classes. Photos or educational displays in this class may make use of creative camera techniques, darkroom techniques, mounting and exhibiting techniques, or computer enhancement, just to name a few possibilities. Above all, creativity and originality are values. If the exhibit is a photo or collage of photos, it must not be framed and must have the photo exhibit label.

VISUAL ART: Limit of 8 exhibits per member

1. Articles from kits or preformed molds are not accepted. (Kits are defined as any prepackaged items where the manufacturer predetermines the materials and the design. Examples of preformed molds would be purchased greenware or whiteware.)
2. If the exhibit results in a finished art object, **you must** include the picture of the source of design, design, or process for creating the design. This might include paper designs, sketches, a piece of bark, doodles, or magazine pictures (identify the magazine and issue).
3. The written description of the exhibit **must** identify the design elements and/or art principles used in this particular exhibit and **how it was used**. (Example: "I used the primary colors of red, blue, and yellow to emphasize the geometric shapes." **Not just** "The element I used was color.") Design elements are line, shape, color, texture, and space described in the project manual "Celebrate Art" Unit 1 pages 11-13. Principles of design are rhythm proportion, emphasis, balance, and unity described in the project manual

“Art in Your Future” Unit 2, pages 10-14. Also refer to publications 4H-633 Color and 4-H 34 Design, Exploring the Elements & Principles.

4. **Copyrighted logos, designs, or trademark materials** should not be used for visual art exhibits on public display at a fair or other setting without written permission. If written permission has been obtained for an exhibit in the **technique class**, it should be included in the written support materials of that exhibit. For display purposes, **exhibits will then be labeled** “Copyright permission granted.” These materials are never appropriate for the Original Art Class. You do not need permission to use the 4-H emblem. This is granted to you as a member of the 4-H program, as long as you are not making money from its use and you follow the guidelines governing the physical attributes of the 4-H clover.

5. Guidelines for use of the 4-H Clover:

- The official 4-H emblem consists of a green four-leaf clover with stem and the letter “H” in white or gold on each leaflet.
- The four-leaf clover with stem and the letter “H” in white or gold on each leaflet may also appear, if necessary, in other colors and still be considered the official 4-H emblem. For example, when it is not possible to use the color green for the emblem, as in printing on fabric, plaques, and trophies, other colors may be used.
- When used, the 4-H Club name and emblem shall be given a position of prominence. It is not permissible to superimpose any letter, design, or object on the 4-H emblem or to alter its shape in audiovisuals, on stationery over which a letter is written or typed, certificates, publications, etc.

CLASS

821A ORIGINAL ART

Original art should be an exhibit that has a design unique to you. By using one medium or a combination, an individual created an object that is not recognizable as another artist’s work. Trademarks, logos, and other copyrighted images cannot be original since some other artist has already designed and created it. If the exhibit results in a finished art object, you must include the picture of the source of design, the design sketches, or process for creating the design. This might include cut paper designs, sketches, a piece of tree bark, or magazine pictures (identify the magazine and issue). **You must identify and explain the application of the design elements and art principles featured in this exhibit.**

Does one of more of the following questions help describe what your exhibit is about? If so, it should be in the Original Art Class.

1. Did your idea come from something you thought up, the placement of geometric shapes, or something viewed in nature?
2. Did you see a design, magazine picture, painting, etc., that gave you an idea and you made **major changes** to that idea? (Include source of design and explain the major changes.) You know it is a major change if you quickly look at your original source and your exhibit and they DO NOT seem similar.
3. Did you create your exhibit by observing things around you like looking at a still life or from a photograph you took of a scene?
4. Are the people in your exhibit (drawing, painting) ones you observed, studied, sketched, or photographed and not people you saw in a magazine or other photograph? (If the person is identifiable from your picture, did you request their permission to use them in your art work?)

821B DESIGN AND/OR TECHNIQUE EXPLORATION

Technique exploration is an exhibit that provides an individual the opportunity to explore a new medium, practice a skill, or study a design element or art principle. **An explanation of the application of design elements or art principles used when making the exhibit must be included.** This exhibit may be an object, portfolio, display, poster, or organized sketchbook. If a non-original design source is used, its origin (where you found the idea, any pictures, sketches, etc.) must be credited. For example: if you sketch a copy of another artist's work, you must have permission to exhibit your sketch at the fair. Logos, designs, and trademarks that are copyrighted may be used only if permission for this specific use has been granted from an authorized authority. The written permission must be included with the support materials provided with the exhibit or the piece is not legal for public display and will be removed from Montgomery Hall. For display purposes, those exhibits with written permission will be labeled "Copyright permission granted." In this class:

1. Directions may be used to make the exhibit (basket weave pattern, quilt pattern, process instructions, i.e. tie dying). Include the source of instructions or copy the instructions. In your write up, be sure to focus on the design elements or art principles used in making decisions to develop the exhibit.
2. It may be a process evaluation shown by examples that demonstrate a different step of the process needed to complete a finished product. This process evaluation is the only acceptable place to exhibit portions of greenware or whiteware to provide the appropriate surface to illustrate

- the process techniques being explored. Processes could include glazes, paint blending, surface preparation to the final product. A finished product will only be used in the evaluation to determine level of accomplishment of the goal.
3. A portfolio showing several examples of practicing techniques of a medium where you used design ideas from photos, magazines, pictures. You must credit the sources of design ideas.
 4. You may use a series of rubber stamps, stencils, etc., to create a design, develop technique or study color and texture. Detailed explanation of the use of the designing elements/art principles is required.
 5. Create a picture while practicing and improving your technique(s) of drawing, shading, blending, etc. The write up focuses on the techniques practiced to demonstrate skills in applying the design elements and/or art principles.

821C OTHER VISUAL ART TOPICS

Exhibits might include study on an individual artist, style, craft business, or marketing process, planning group tour, career options, etc.

AGRICULTURAL & NATURAL RESOURCES DEPARTMENT

Project Leader: Diana Cox

Garden Project Leader: Peg Rogers

CLASS

101A ANIMAL SCIENCE

Any exhibit (excluding an animal itself) that is an outgrowth of a small or large animal project or program including beef, dairy, goat, dog, horse, pets, poultry, rabbit, sheep, and swine. Ownership of an animal is not required for entry in this class. Exhibit topics might include, but are not limited to, selection, feeding, financial management, waste management, use of records, health care, housing, or career opportunities.

211A CONSERVATION

Any exhibit that is an outgrowth of a conservation project or program such as soil conservation, creating habitats, wetland restoration, energy conservation, planting windbreaks, etc.

221 ENTOMOLOGY

A general or special collection, from an entomology or bee project (excluding live specimen), or any exhibit that is an outgrowth of an entomology or bee project or program such as life cycle, bee management, products (honey, wax), equipment, diseases, pests, habits of insects, insect genetics, IPM scouting, etc.

231A VETERINARY SCIENCE

Any exhibit that is an outgrowth of a veterinary science project or program such as maintaining animal health, cause and prevention of disease, internal parasites, public health, careers, etc.

301A OTHER AGRICULTURE and NATURAL RESOURCES

Any other exhibit that is an outgrowth of a 4-H agriculture and natural resources project or educational experience that does not fit any previous class listed.

701 CROP PRODUCTION

Any exhibit that is an outgrowth of participation in a corn, soybean, small grain, or forage project or program. If the exhibit involves a crop specimen, include the variety and planting date. Exhibit topics might include, but are not limited to variety selection, plant growth, planting, plant nutrition, weed, insect or disease control, environmental protection, harvesting, storage, marketing, or career opportunities.

706A FORESTRY

General or special collection (leaves, seeds, etc.)

706B FORESTRY

Any exhibit that is an outgrowth of participation in a forestry project or program such as insect or disease control, growth stages, type of tree for intended use, etc.

711A HORTICULTURE: Limit of 10 exhibits/member in Class 711A

- **Plate of vegetables:** 1 entry of each vegetable as listed in “Harvesting & Preparing Vegetables for Exhibit;” state the variety name for each specimen.

- **Market basket of vegetables:** At least 4 different kinds of vegetables displayed in fruit lug size box, not larger than 5"x11"x18". Must include folder of garden plan.
- **Flower arrangement:** Must include sketch/word description indicating where it will be displayed.
- **Succulent dish garden:** Must include sketch/word description indicating where it will be displayed.
- **Dried arrangement:** Must include sketch/word description indicating where it will be displayed.
- **Flower specimen:** Cut to present best natural presentation of the type of plant. (Gladiola, 1 stock; Zinnia, 1 stem with full bloom, attached buds/foilage, etc.). Use clear glass bottle or jar. Give the variety name for each.
- **Other exhibit:** Small fruit crop, heirloom varieties, unusual varieties.

Refer to the following publication for display help:

“Harvesting and Preparing Vegetables for Exhibit” 4H-462

<http://www.extension.iastate.edu/4H/Agriculture/Documents/4H462.pdf>

711B HOME GROUNDS IMPROVEMENT

An exhibit is an outgrowth of participation in a home grounds improvement project or program. Exhibits might include ideas or concepts such as landscape plans, techniques, selection of landscape plants, garden design, garden features, careers, etc.

711C OTHER HORTICULTURE

Any exhibit that is an outgrowth of participation in flower gardening and ornamentals, home garden, small fruit crop, vegetable crop, and home grounds improvement project or program. Exhibits might include such ideas or concepts as cultivar selection, plant nutrition, insect, weed or disease control, harvesting, preservation, marketing, careers, information on organic practices, composting plans and actions. Publications are available at the Extension Office for these project areas.

741A PLANT SCIENCE

Any exhibit that is an outgrowth of a plant science project or program such as collections, plant growth, plant parts, soil structure, soil maps, germination, cross breeding, root systems, etc.

865A OUTDOOR ADVENTURES and CAMPING

Any exhibit which is an outgrowth of participation in an outdoor adventure or camping project or program such as camper safety, fire building, rainy

day activities, outdoor cooking, day camp plan, selecting camping equipment, equipping a backpack, resource file of camping activities, orienteering, outdoor ethics, etc.

880A SAFETY and EDUCATION in SHOOTING SPORTS

Any exhibit which is an outgrowth of participation in a SESS project or program such as archery, rifle, shotgun, muzzle loader, etc. Topics may include selection of equipment, record keeping in scoring, safety practices, care and storage of equipment, ethics, etc.

911A FISH and WILDLIFE

Any exhibit that is an outgrowth of participation in the wildlife project or program such as fish and wildlife identification, observation, habitats, fish and wildlife harvest, other activities, etc.

MECHANICAL & ENGINEERING DEPARTMENT

Rocket Launch, Saturday July 19, 5:00 PM South Parking Lot

Project Leader: Diana Cox

Junior Project Leader: Ben Weber

Aerospace Project Leader: Steven Maier

Assistant Aerospace Project Leaders: Alex Penno, Greg Reimann

CLASS

401A AEROSPACE — Flyable model built from a kit or original design.

5:00 PM; Model Rocket Launch - South of Montgomery Hall

An exhibitor may enter only one rocket of their choice in the launch competition. After completion of the competitive launch, members may launch any additional rocket exhibit for their own personal experience.

401B AEROSPACE: Educational display or other type of exhibit showing an aerospace idea such as forces involved in flying, model rocket photography, safety in flying model rockets or airplanes, test for rocket stability, etc.; may include scale models or kits to illustrate a concept.

411 WELDING: Constructed article or educational display related to welding showing an idea such as safety, types of welds, comparisons of welds, etc.

421A AUTOMOTIVE: Repaired or restored vehicle.

- 421B AUTOMOTIVE:** Educational display or other type of exhibit showing an automotive idea such as safe operation, maintenance plan, comparison shopping, principles of systems operations such as electrical, braking, air bags, etc.
- 441A TRACTOR:** Repaired or restored tractor.
- 441B TRACTOR:** Educational display or other type of exhibit related to tractor showing an idea such as safe operation, maintenance plan, engine components, operation costs, principles of engine operation, safety hazards, etc.
- 451A SMALL ENGINE:** Repaired/restored operating engine or educational display or other exhibit showing safe operation, maintenance plan, principles of engine operation, trouble-shooting ideas.
- 461A WOODWORKING:** New constructed and finished article. (Note: Large outdoor items will be displayed outside.)
- 461 B WOODWORKING:** Educational display or other type of exhibit showing a woodworking idea such as type of woods, wood finishes, safety precautions, tools and proper use, wood fasteners, woodworking skills and techniques, etc.
- 601A OTHER SCIENCE, MECHANICS and ENGINEERING IDEAS:** Any other exhibit that is an outgrowth of a 4-H science, mechanics and engineering project or educational experience that does not fit any previous classes listed. (Note: Large items may be displayed outside.)
- 611A ELECTRIC/ELECTRONICS:** Constructed/repaired article or educational display or other exhibit showing safety, construction techniques, lighting effects, electrical energy sources, etc.
- 893A SCIENCE AND TECHNOLOGY:** Educational display or other type of exhibit showing how science and math help us understand the world. May include constructed article, posters, portfolios, notebooks, etc. to show and explain what was learned.
- 901A COMPUTER:** Educational display or other type of exhibit showing:
- An original computer program written by the exhibitor in a common computer language, including documentation; or
 - An applied use of existing software (database, spreadsheet, graphic design, etc.) including printouts of the application showing work product;
 - Another idea that is an outgrowth of participation in a 4-H computer project or program.

PERSONAL DEVELOPMENT DEPARTMENT

Project Leader: Diana Cox

Assistant Leader: Teresa Cox

CLASS

- 806A CITIZENSHIP:** Any exhibit that is an outgrowth of participation in a citizenship project or program such as responsibilities with family, club, community, world, planned community service activity, learn about local and county government, study family heritage, etc.
- 811A COMMUNICATION:** Any exhibit that is an outgrowth of participation in a communication project or program such as describing the communication process, methods of communicating, or a product based on a communications method which might include slide/tape, videotape (done in standard play), feature news stories, or theatre arts such as costuming, sound effects, props and staging, etc.
- 831A HEALTH:** Any exhibit that is an outgrowth of participation in a health project or program such as personal health analysis, physical fitness plan, home health hazard hunt, body systems and functions, daily food intake plan, minor injury treatment, community health services, effects of smoking, etc.
- 841A LEADERSHIP:** Any exhibit that is an outgrowth of participation in a leadership project or program such as types of leadership, analysis of personal leadership styles and qualities, processes to determine the identification of community needs, resource analysis, activity plan, or youth as partners.
- 861A RECREATION:** Any exhibit that is an outgrowth of participation in recreation activities or programs such as planning and conducting recreation for an event, types of recreation, file of recreation ideas, qualities of a recreation leader, need for recreation, etc.
- 871A MUSIC:** Any exhibit that is an outgrowth of participation in a music project or program such as study of a composer, music history, comparison of types of music, composing an original song, teaching music to others, making a musical instrument, sharing musical programs, etc.
- 881A SAFETY:** Any exhibit that is an outgrowth of participation in a safety project or program such as home hazard hunt, organize a safety poster contest, conduct a farm safety program, attend CPR training, develop a home fire safety plan, etc.

891A SELF-DETERMINED: Any exhibit that is an outgrowth of participation in a self determined project or program which does not fit any other project class.

4-H HISTORICAL / FAMILY HERITAGE

Project Leader: Diana Cox

Class is open to all 4-Hers. No specific project or program enrollment is required.

This class is designed to help participants gain a greater appreciation for and to focus on 4-H history and family heritage. Emphasis is also provided for an intergenerational focus. Participants (youth and adults) are encouraged to learn and share more about the history of 4-H in Iowa and/or their family heritage. This class is designed and intended to provide an opportunity for **4-Hers and adults** to form a team in planning and developing **an exhibit** to share together learning **related to 4-H history and heritage.**

1. The exhibit must be an outgrowth of a 4-H learning experience planned and completed by one or more 4-Hers of eligible exhibitor age **with one or more adult(s)**.
2. The exhibit is to be an outgrowth of work done, through 4-H, to accomplish a goal(s) determined jointly by all the participating 4-Hers and adults.
3. The exhibit should include the following information:
 - What was the goal(s)? Include for both 4-Her and adult participant(s).
 - How was the idea for the exhibit determined and developed?
 - **What responsibilities did each participant, youth and adult, involved in the learning experience complete?**
 - What was the learning of this experience for each individual? This might include what you learned about working with each other.
 - What were the benefits of this experience for the participants (youth/adults/together)?
 - What plans do you have to continue this interest?

CLASS

811L 4-H HISTORICAL / FAMILY HERITAGE

Any exhibit by **one or more 4-Hers with one or more adult(s)** which is an outgrowth of a goal identified by the participants. Topics might be related to the history of: 4-H, a 4-H project, educational experience, activity, family heritage, Iowa, etc. **Two entries** from this class will advance to the state fair.

ISSUES DEPARTMENT

Project Leader: Diana Cox

Class is open to all 4-Hers. No specific project or program enrollment is required.

CLASS

950A SOCIETAL ISSUES

An exhibit by an individual or group which is an outgrowth from an Extension 4-H Experience. Exhibits might include, but are not limited to topics such as recycling, water quality, erosion, pollution, radon, substance abuse, teen pregnancy, animal welfare/rights, etc. **INCLUDE INFORMATION ON:** What is the societal issue? How does my/our goal relate to the issue? What did I/we learn about the issue? How can I/we best communicate the importance of the issue? What did I/we do to educate others about the issue? **Two entries** from this class will advance to the state fair.

CLOTHING EVENT

Tuesday, July 8; 3:00 pm; Extension Office

Project Leader: Cheryl Schropp

Junior Leader: Lizzy Schropp

1. Notify your 4-H Leader BEFORE June 18 of your intent to participate.
2. Clothing Event forms will be mailed to you from the Extension Office after June 18 and will also be available online at <http://www.extension.iastate.edu/johnson/info/4h/forms.htm>.
3. Each 4-H'er will be scheduled for a 10-minute evaluation conference with a judge on July 8, during which time they will model their complete outfit.
4. Completed garment description and narration forms should be presented to superintendent prior to conference judging. **PLEASE attach a color photo of 4-Her in garment.**
5. All 4-Hers will model during the fair on Monday, July 21.
6. A member may represent Johnson County in **only one clothing event contest per year at state fair.**
7. Honorable Mention Ribbons will be given to approximately 40% of the participants.
8. Four Fashion Revue participants (grades 9-12) will be eligible to represent Johnson County with no more than two (2) participants from any one category (female, male, or minority) at the state fair. Three Clothing Selection participants (one female, one male, one minority) will be eligible to represent Johnson County at state fair. Three \$15 Challenge participants

(one female, one male, one minority) will be eligible to represent Johnson County at state fair. 4-Hers may participate only one time in the Iowa State Fair Clothing Selection and The \$15 Challenge programs. The date for the State Fair clothing Event is Friday, August 8, tentatively set for Merle Hay Mall in Des Moines and on Center Stage of the 4-H Exhibits Building.

SPECIAL CRITERIA

Fashion Revue

All participants must:

- A. Be enrolled in the clothing project in the current 4-H year.
- B. Model a garment or outfit the entrant has constructed, hand knitted, machine knitted, or crocheted during the current 4-H year.
- C. A garment (vest, slacks, shirt, skirt, dress, coat, etc.) or an outfit consisting of two or three pieces (party clothes, tailored suits, etc.)
- D. Blouses, shirts, and sweaters are usually considered as garments to complete the outfit. They may be made or selected.
- E. All other accessories and undergarments may be made or selected.

Clothing Selection: Open to any Johnson County 4-Her.

- A. Participants should select and/or purchase an outfit that represents the 4-Her's goal or intended use for the selected use during the current 4-H year.
- B. The outfit entered must be selected/purchased during the current 4-H year.

The \$15 Challenge: Open to any Johnson County 4-Her

All participants (male or female) should:

- A. Purchase an outfit that represents the 4-Her's goal or intended use for the selected outfit.
- B. Outfits may be selected and/or purchased from a garage sale, consignment store, or resale shop (i.e. Goodwill, Salvation Army).
- C. Cost of outfit must be \$15 or less, not including shoes, accessories, or undergarments.
- D. Receipt(s) **MUST** be turned in with Clothing Event Report Form.

COMMUNICATIONS DEPARTMENT

Educational Presentations: July 8-9

Extemporaneous Speaking: July 9

Share-the-Fun: July 22

Working Exhibits: July 22-23

Posters: Bring to Montgomery Hall, Saturday, July 19

CLASS 811K COMMUNICATING THROUGH 4-H POSTERS

Project Leader: Diana Cox

1. This component of the Communications Program is to provide the opportunity for 4-Hers to communicate to the public using the written word form of communication on a poster. The objective of this class is to provide the opportunity for 4-Hers to tell a story visually about 4-H to the general public. Bring poster to Montgomery Hall by 4:00 PM on Saturday, July 19. **Two entries may be selected** for state fair. 4-Her must have completed 7th grade to advance.
2. All 4-H poster entries must be designed on, or affixed to, standard poster board or foam core board—size minimum of 14” x 20” or maximum of 15” x 22”. Posters may be vertical or horizontal. Posters may be any medium: watercolor, ink, crayon, acrylic, charcoal, oils, collage. Posters **cannot** be 3-dimensional. Materials used to make the poster may **not** extend more than 1/8 inch above the poster or foam core board.

Themes are:

- “4-H is...”(open to 4-Her’s interpretation)
- Join 4-H
- “Ignite the Flame” (2008 Iowa 4-H Youth Conference theme)
- “U Gotta Love It” (2008 Iowa State Fair theme)

EDUCATIONAL PRESENTATIONS

Project Leader: Pat Sexton

Assistant Project Leader: Phil Prybil

1. Winners of club presentation contests will advance to the county contest.
2. Clubs should select county teams and individuals in the following

1-5 junior members / club – 1 presentation

6-10 juniors / club – 2 presentations

11-15 juniors / club – 3 presentations

16-20 juniors / club – 4 presentations

21+ juniors / club – 5 presentations

1-5 intermediate members / club – 1 presentation

6-10 intermediates / club – 2 presentations

11-15 intermediates / club – 3 presentations

16+ intermediates / club – 4 presentations

1-5 senior members / club – 2 presentations

6-10 seniors / club – 3 presentations

11-15 seniors / club – 4 presentations

16-20 seniors / club – 5 presentations

21+ seniors / club – 6 presentations

Additional presentations/club may be selected from ANY age division to participate at county contest at the rate of one presentation for every 10 club members. For example: total club membership is 12 = one additional presentation; total club membership is 25 = 2 additional presentations; total club membership is 37 = 3 additional presentations, etc. Teams must enter classes according to age of oldest team member. A team with a junior and intermediate must enter in intermediate division.

3. All county presenters will serve as junior evaluators at county presentation days. Each member will evaluate one other presentation, using same judging criteria. Judges, junior evaluators, and presenter will conference after each presentation. Judge's decision is final.
4. All participants will receive a participation ribbon. Approximately 20% of the participants will receive an Award of Excellence and 30% will receive an Award of Merit.
5. Six presentations will be chosen for the state fair from the senior and/or intermediate grade division. Six alternates will also be chosen. A 4-Her may be selected to go to state fair up to three times with an Educational Presentation.
6. Presentations may be 5-15 minutes. Dress/attire should be appropriate to presentation topic. Where distinctive clothing is not involved, clothing that alerts the public that it is a 4-Her giving the presentation is strongly encouraged. **Topic selection should be an outgrowth of the presenter's 4-H experience or 4-H project work.**
7. 4-Hers giving presentations involving food must be concerned about safe handling of the food they are using. 4-Hers should use sanitary and safe procedures and methods at all times. This is tremendously important if samples are available to the viewing public. Appropriate storage of the food items and the sanitary handling of the food must be demonstrated by the 4-Hers. Plastic gloves and hairnets are just a couple items that should be considered and used as appropriate.
8. **Presenters are expected to comply with all copyright/trademark regulations. Copyrighted material may not be distributed without permission.**
9. State Fair presenters may select from the following dates for their performance: August 8, 9, 13. State Fair entrants should be prepared to submit their State Fair choices directly after the Educational Presentation Contest! Presenters should select 3 dates/times and submit them to the Extension Office; first choice is not guaranteed.

EXTEMPORANEOUS SPEAKING CONTEST

1. Participants must be senior aged (grades 9-12).
2. Each contestant will select one topic from a list of 3 related to 4-H, thirty minutes before the contest. Plain 3" x 5" note cards are provided. If notes are used, they must be on the note cards provided. Up to 5 references may be used to assist the contestant in preparation for the speech; however, the references may not be used during the presentation. A judge's conference will be part of the contest.
3. Speeches shall be not less than four or more than six minutes; and may not use any props, gadgets, posters or audio-visuals of any sort. The contestant will be stopped at 6 minutes.
4. Two presenters will be selected to advance to the State Fair. State Fair presenters will perform August 13.

WORKING EXHIBITS

Tuesday and Wednesday, July 22-23

Project Leader: Teresa Kasper

Assistant Leader: Peter Kasper

1. Club presentation/working exhibit judge will select working exhibits eligible for county fair.
2. Working exhibits provide an opportunity for youth to communicate and interact with an audience in an informal way. Best subjects involve action by the youth or involve the audience in doing, feeling, tasting, smelling or judging. **Topic selection should be an outgrowth of the presenter's 4-H experience or 4-H project work.**
3. 4-Hers doing working exhibits that involve food must be concerned for the safety of the food they are using. 4-Hers should use sanitary and safe procedures and methods at all times. Appropriate storage of food items and the sanitary handling of the food must be by the 4-Hers. Plastic gloves and hairnets are just a couple items that should be considered and used as appropriate.
4. Four working exhibits will be selected for state fair. 3 alternates will also be chosen. Members must have completed 7th grade to be selected. A member may participate once at state fair as an individual. A member can participate twice by involving at least one member (who has not previously participated at state fair working exhibits) in the second year working exhibit. Members will be scheduled for 45-50 minute periods given at the state fair.
5. State Fair presenters may select from the following dates for their performance: August 8, 9, 13. State Fair entrants should be prepared to submit their state fair choices directly after the Working Exhibit Contest!

Acts should select 2 dates/times and submit to the Extension Office; first choice is not guaranteed.

SHARE THE FUN
Tuesday, July 22, 6:00 PM; Variety Tent

Project Leader: Mary Ellen Wall

Assistant Leader: Lori Donahoe

Junior Leader: Sarah Wall

1. Share The Fun will provide an opportunity for 4-H members to perform before an audience, to share their talents purely for the sake of enjoyment and to have fun.
2. All 4-H members in Johnson County qualify to participate as individuals, part of a group, or as part of a 4-H club group. Members may be in one “State Fair Qualifying Act” per year.
3. Skits, songs, stunts, short plays, dances, and other forms of entertainment may be presented. Acts must be in good taste and not offensive to minority groups of Iowans or U.S. citizens.
4. Presentations can be a maximum of 8 minutes in length.
5. Adult judges will critique acts and may select three acts for state fair. All members selected for state fair will receive state fair ribbons. Alternate acts will be selected and may have the opportunity to advance to state fair. All participants will receive a participation ribbon.
6. To participate at state fair, 4-Hers must have completed 5th grade. They must currently be an active member of an Extension-sponsored youth group. If an act involves a total club, at least 80% of the performing group must have completed 5th grade.
7. State Fair presenters may select from the following dates for their performance: August 8, 9, 13. Acts should select 3 dates/times immediately after the county contest and submit them to the Extension Office; first choice is not guaranteed. All acts should be prepared to submit their choices directly after the county Share the Fun Contest!
8. Individual or group acts may participate two consecutive years as acts at the state fair. To be eligible to participate the 3rd year in succession at the State Fair, acts should add at least one new 4-H member to their individual or group act.
9. 4-H acts that have been to State Fair two consecutive years and do not choose to add an additional 4-H member, may participate in the county contest and are eligible to be selected as an alternate to go to State Fair.

QUEEN CONTEST

Sponsored by South Slope Cooperative Communications Company

Project Leader: Lisa Johnson

Assistant Leader: Jane Hotz

Junior Leader: Courtney Holubar

1. Open to single girls at least 16 (September 15 of previous year) and who have not passed their 1st summer following graduation from high school and who have done no professional modeling, have never been married, or had children.
2. Contestant must be an active member in a Johnson County 4-H Club or FFA Chapter.
3. Judging is based on leadership, citizenship, personality, attitude, poise and appearance through personal interview relating to self, activities, and special topics.
4. If the Johnson County Fair Queen is chosen as the Iowa State Fair Queen, she must agree to accept no other queen title, nor endorse any commercial product as "Miss Iowa State Fair" for twelve months following the 2008 Iowa State Fair. Contestants must also be able to comply with all other rules as determined by the Iowa State Fair Queen Pageant in order to represent Johnson County at the State Fair Queen Pageant.

BUCKET OF FLOWERS

Entry Time NOON Monday

Project Leader: Jan Denehy

This event is only for Master Gardeners and 4-H/FFA members. Participants will plant flowers/ornamental plants in a 5 gallon bucket. Donor's name along with the name of the plants used should be provided and attached permanently to the bucket for display. The container should have drain holes. **Styrofoam peanuts or plastic jugs should be placed in the bottom of the bucket to decrease weight.** All participants will receive a ribbon. Buckets are to be delivered to the Master Gardener Tent **by Noon** on July 21 and picked up at 8:00 p.m. on Thursday, July 24. Awards will be provided in the following areas: Most Colorful, Most Unique, and Best Use of Plants.

KIDDIE TRACTOR PULL

Monday, July 21

Sponsored by South Slope Cooperative Communications Company
& Iowa City Press Citizen

Register @ 5:00-6:00 p.m. South Arena
Trophies & Ribbons in Nine Classes & Open Class

Open Class: For ages 4-11

Class 1: 4 years of age

Class 5: 8 years of age

Class 2: 5 years of age

Class 6: 9 years of age

Class 3: 6 years of age

Class 7: 10 years of age

Class 4: 7 years of age

Class 8: 11 years of age

SCARECROW CONTEST

Project Leader: Arlene Donnelly

1. Scarecrows must be freestanding, not over 6 feet tall or less than 3 feet tall. Scarecrows must be hand-made by Johnson County 4-H/FFA members or residents and be constructed of materials that withstand weather.
2. Points are based on creativity, originality, and how materials are utilized. Ribbons are awarded for 1st and 2nd in different age categories, most original, funniest, and scariest.
3. Scarecrows must be set up by 5:00 PM Monday in the Master Gardener Demo Garden area and will be displayed throughout fair. Participants need to remove their scarecrow at 8:00 PM Thursday.

4-H/FFA YOUTH AG CHALLENGE

Sponsored by Johnson County Farm Bureau
Wednesday, July 23, 7 p.m., Rabbit Barn Breezeway

Youth Ag Challenge is a team trivia competition with a format similar to the game show Jeopardy. This event is open to all 4-H clubs & FFA chapters in Johnson County. First place team will receive \$75.00, 2nd Place \$50.00. All clubs with teams participating will be awarded a \$15.00 Participation award.

1. Teams of two to four people are to be made up of any combination of Intermediate or Senior 4-H club members, but a team can have no more than four members. All team members are to be from the same club. Teams will be accepted up until Wednesday, July 25 at 7:00 p.m.
2. There can be no more than three teams per club.
3. Questions cover animal science, ag mechanics, horticulture, home economics, ag statisticals, ag safety, crop production, and ag trivia. All questions include four multiple choice options which the contestants can choose from.
4. There are three 6 minute rounds.
5. Questions are worth the following: Round 1 – 1 point, Round 2 – 2 points, Round 3 – 3 points. Teams must select the best answer from those offered. Any incorrect answer results in points subtracted.

6. The person buzzing in must answer immediately whether the entire questions and possible answers have been read or not.
7. No conferring by either team once a person starts to answer. Questions will be thrown out if there is a violation.
8. After an incorrect answer, the other team has 10 seconds to steal the questions, to gain that rounds value of points. They may also pass without penalty.
9. If neither team answers within 10 seconds, the reader will give the correct answer and go to the next question.
10. Questions may be repeated one time (only in the case of a steal.)
11. In the first round, two practice questions will be read and answered before the match begins.
12. Once the clock starts, it is stopped only for discussion on procedure or a contested answer.
13. The question being asked at the end of each round will be completed, even if time has expired.
14. Should a tie occur after the 3 six minute rounds, overtime round(s) of one minute shall be held until the tie is broken.

BUCKET OF JUNK CONTEST

Sponsored by Johnson County Farm Bureau

The third annual Johnson County Farm Bureau Bucket of Junk Contest will be held at the Johnson County 4-H & FFA Fair this July. Five buckets with nearly identical contents will be available for pick-up at the Johnson County Farm Bureau office, 2130 Mormon Trek Blvd, Iowa City, IA 52246. The phone number is 319-351-6885.

Rules

1. Anyone over the age of 18 years old is eligible to enter on a first-come, first-served basis. 4-H clubs and FFA chapters may enter the contest under their leaders' supervision. A five gallon bucket of unique pieces, otherwise known as "junk," will be provided.
2. Buckets will be available at the Johnson County Farm Bureau building at 8:00 am on Thursday, May 1, 2008. A \$5.00 deposit will be required, which will be refunded when the buckets are turned in at the Fair. Contestants will be checked periodically to monitor their progress and answer questions. The bucket will then be made available to another contestant.
3. Contestants will be allowed to clean, sand, weld, glue, cut, bolt, fasten, bend, shape, paint, or finish the items that are provided, BUT no pieces can be added.
4. The goal is to use all of the items in the bucket (but not the bucket).

- Completed “junk” is due at the Heritage Barn by noon, Monday, July 21st. Judging will occur at that time. After the judging the entries will be displayed at the Heritage Barn where they will be sold via a silent auction. The results of the judging will be sealed until after the silent auction is completed.

Entries will be judged on artistic merit, technical merit, and percent of pieces used in its creation. Entries will be auctioned via a silent auction at the Heritage Barn throughout the fair until 3 pm on Thursday, July 24th. The results of the silent auction will also be used in judging.

Proceeds from the auction of the entries will go to the Johnson County 4-H Foundation. Prizes are: \$50 for first place; \$25 for second place.

AWARDS DEPARTMENT

The Johnson County Ag Association provides \$4000 annually in premium funds for 4-H/FFA Youth exhibits brought to the fair each year and provides most of the ribbons awarded during the fair.

Consumers Cooperative Society provides for the 4-H exhibitor t-shirts for every 4-H member in Johnson County.

Hills Bank & Trust Company sponsors the annual Johnson County Friend of 4-H Award.

Project Leaders: David Stanton & Linda Reynolds

Awards will be presented during each event throughout the week, when appropriate. State fair winners from Montgomery Hall will receive recognition Thursday night, 5:30 p.m., Variety Tent. State Fair Press Photos will be taken at 4:30 p.m. in Montgomery Hall.

Bucket Bottle

Champion Junior Bucket Bottle Calf	Freedom Security Bank
Reserve Champion Junior Bucket Bottle	Bill & Amie Rockafellow
Champion Intermediate Bucket Bottle Calf	Andy Viner Family
Reserve Champion Intermediate Bucket Bottle Calf	US Bank
Champion Senior Bucket Bottle Calf	West Bank
Reserve Champion Senior Bucket Bottle Calf	US Bank
Open K-3 Bucket Bottle Class	Eldon C. Stutsman, Inc.

Dairy

Grand Champion Dairy	Johnson County Dairy Herd Promotion., Dean Miller
----------------------	---

Supreme Dairy Champion Trophy & Rosette	Johnson County Dairy Herd Promotion., Dean Miller
Champion Brown Swiss	Johnson County Dairy Herd Promotion., Dean Miller
Champion Holstein	Johnson County Dairy Herd Promotion. Dean Miller
Champion Crossbred	Johnson County Dairy Herd Promotion. Dean Miller
Champion Jersey	Johnson County Dairy Herd Promotion., Dean Miller
Junior Showmanship - Halter & Show Stick	Koppenhafer Veterinary Service, Chance Koppenhaffer
Junior Dairy Showmanship	Johnson County Dairy Herd Promotion., Dean Miller
Master Dairy Showmanship	Schlapkohl Veterinary Services, PC
Senior Dairy Showmanship	Johnson County Dairy Herd Promotion., Dean Miller

Dog

Champion Novice "A" Obedience	Hawkeye Kennel Club/Iowa City Dog Obedience Club
Champion Novice "B" Obedience	Hawkeye Kennel Club/Iowa City Dog Obedience Club
Ch. Novice Agility (1st Yr on Leash, Small Dog)	Pam Wagner, Curtis Bridge Kennels
Ch. Novice Agility (1st Yr on Leash, Medium Dog)	Hawkeye Kennel Club/Iowa City Dog Obedience Club
Ch. Novice Agility (1st Yr on Leash, Large Dog)	Petland, Iowa City
Champion Open Agility (off leash, small dog)	University of Iowa Community Credit Union-Michelle Steines, North Liberty
Champion Open Agility (off leash, Medium Dog 15"-24")	University of Iowa Community Credit Union-Michelle Steines, North Liberty
Champion Open Agility (off leash, Large Dog over 24")	University of Iowa Community Credit Union-Michelle Steines, North Liberty
Champion Graduate Novice "A" Obedience	Hawkeye Kennel Club/Iowa City Dog Obedience Club
Champion Sub-Novice Obedience	Hawkeye Kennel Club/Iowa City Dog Obedience Club
Champion Pre-Novice "A" Obedience	Hawkeye Kennel Club/Iowa City Dog Obedience Club
Champion Pre-Novice "B" Obedience	Hawkeye Kennel Club/Iowa City Dog Obedience Club
Champion Open Obedience	Hawkeye Kennel Club/Iowa City Dog Obedience Club

Champion Junior Dog Showmanship	Julia's Farm Kennels, Bill & Julia Chalmers
Champion Intermediate Dog Showmanship	Julia's Farm Kennels, Bill & Julia Chalmers
Champion Senior Dog Showmanship	Julia's Farm Kennels, Bill & Julia Chalmers
Champion Junior Rally	Pam Wagner, Curtis Bridge Kennels
Champion Intermediate Rally	Pam Wagner, Curtis Bridge Kennels
Champion Senior Rally	Pam Wagner, Curtis Bridge Kennels
Most Improved Plaque	Gentle Heart Pet Clinic, Mary Ebert
\$20 certificates to all members receiving trophy	Petland, Iowa City

Foundation Beef

Grand Champion Beef Female	Farm Credit Services of America, Tom Plaht & Don Evans
Reserve Grand Champion Beef Female	American Mutual Insurance Association
Grand Champion Cow/Calf	Farm Credit Services of America, Tom Plaht & Don Evans
Reserve Grand Champion Cow/Calf	Burns Angus, Pat & Joe Burns
Champion Angus Cow/Calf	Burns Angus, Pat & Joe Burns
Reserve Champion Angus Cow/Calf	University of Iowa Community Credit Union-Michelle Steines, North Liberty
Champion Shorthorn Cow/Calf	Dan Steines, Big Country Seeds, Inc., Tiffin
Reserve Champion Shorthorn Cow/Calf	Dan Steines, Big Country Seeds, Inc., Tiffin
Champion Maine Anjou Cow/Calf	Dan Steines, Big Country Seeds, Inc., Tiffin
Res. Champion Maine-Anjou Cow/Calf	Gringer Ag
Champion Hereford Cow/Calf	Johnson County Cattlemen
Reserve Champion Hereford Cow/Calf	Dan Steines, Big Country Seeds, Inc., Tiffin
Champion Simmental Cow/Calf	Rob-Ell Simmental, Bob & Ellen Sentman
Reserve Champion Simmental Cow/Calf	Dan Steines, Big Country Seeds, Inc., Tiffin
Champion Commercial Cow/Calf	Johnson County Cattlemen
Reserve Champion Commercial Cow/Calf	Gringer Ag
Champion Maine Anjou Heifer	Burr Farms Inc., Lone Tree, Maine-Shorthorn Cattle
Reserve Champion Maine Anjou Heifer	Burr Farms Inc., Lone Tree, Maine-Shorthorn Cattle
Champion Commercial Heifer	Johnson County Cattlemen
Reserve Champion Commercial Heifer	Chuck & Grant Sojka
Champion Charolais Heifer	University of Iowa Community Credit Union-Michelle Steines, North Liberty
Reserve Champion Charolais Heifer	Mardesen Charolais
Champion Shorthorn Heifer	Donald K. Johnson & Sons
Reserve Champion Shorthorn Heifer	Vernon Haman Family
Champion Angus Heifer	George Reeve Memorial
Reserve Champion Angus Heifer	George Reeve Memorial
Champion Chianina Heifer	Johnson County Cattlemen

Reserve Champion Chianina Heifer	University of Iowa Community Credit Union-Michelle Steines, North Liberty
Champion Hereford Heifer	Johnson County Cattlemen
Reserve Champion Hereford Heifer	Russ Chabal
Champion Simmental Heifer	Schnoebelen Simmentals, Dale & Connie
Reserve Champion Simmental Heifer	Patrick & Donna Ruth, ABS Representatives
Champion Foundation Simmental Heifer	South Slope Cooperative
Reserve Champion Foundation Simmental Heifer	South Slope Cooperative
Champion All Other Breeds Heifer	University of Iowa Community Credit Union-Michelle Steines, North Liberty
Reserve Champion All Other Breeds Heifer	University of Iowa Community Credit Union-Michelle Steines, North Liberty
Champion Johnson County Bred Heifer	Maynard Hebl Family
Breeder of the Champion Johnson County Bred Heifer	Johnson County Cattlemen
Junior Beef Heifer Showmanship	Johnson County Cattlemen
Intermediate Beef Heifer Showmanship	Johnson County Cattlemen
Senior Beef Heifer Showmanship	Johnson County Cattlemen

Goat

Grand Champion Meat Goat	Iowa Meat Goat Association
Champion Meat Goat, Dam & Daughter	Dan Steines, Big Country Seeds, Inc., Tiffin
Champion Meat Wether	Hubbard Feeds Inc.
Champion Meat Goat, Jr Doe	Iowa City Boers, Myron Smalley Family
Champion Meat Goats, Sr Doe	Steve's Farm Supply
Champion Junior Doe	Eldon C. Stutsman, Inc.
Champion Senior Doe	Gringer, Hills, Don Gringer
Champion Dairy Wether	Dan Steines, Big Country Seeds, Inc., Tiffin
Champion Meat Goat, Dam and Daughter	Davis Veterinary Clinic
Dam & Daughter Milk Award	US Bank
Junior Goat Showmanship - Grooming Tool	Solon Feed Mill
Inter. Showmanship - Goat Journal Subscription	Hills Bank and Trust Company
Senior Goat Showmanship	University of Iowa Community Credit Union-Michelle Steines, North Liberty

Horse

Horse Trophies	Amy Fuhrmeister, Johnson County Farm Bureau
----------------	---

Livestock Judging

Livestock Judging Plaques	English River Pellets, Inc
Livestock Judging Ribbons	South Slope Cooperative

Market Beef

Grand Champion Market Beef	Gringer, Hills, Don Gringer
Reserve Grand Champion Market Beef	Consumer's Cooperative Society
Champion 2nd Year Bucket Bottle Heifer	First Trust & Savings Bank
Res. Champion 2nd Year Bucket Bottle Heifer	First Trust & Savings Bank
Champion 2nd Year Bucket Bottle Steer	First Trust & Savings Bank
Res. Champion 2nd Year Bucket Bottle Steer	First Trust & Savings Bank
Champion Belted Galloway Steer	Sutliff Belties, Greg & Pat Hipple
Reserve Champion Belted Galloway Steer	Plumber's Supply, John Balmer
Champion Hereford Steer	Chuck & Grant Sojka
Reserve Champion Hereford Steer	Maynard Hebl
Champion Maine Anjou Steer	Burr Farms Inc., Lone Tree, Maine- Shorthorn Cattle
Reserve Champion Maine-Anjou Steer	South Slope Cooperative
Champion Shorthorn Steer	Donald K. Johnson & Sons
Reserve Champion Shorthorn Steer	Farmers & Merchants Savings Bank, Iowa City, Lone Tree, Nichols
Champion Appendix Shorthorn Steer	G & R Masonry
Reserve Champion Appendix Shorthorn Steer	G & R Masonry
Champion Simmental Steer	Seven Oaks Simmentals, Larry & Scott Ogden
Reserve Champion Simmental Steer	Ruth Family Simmentals
Champion Angus Steer	Johnson County Angus, George V. Swenka
Reserve Champion Angus Steer	Johnson County Angus, George V. Swenka
Champion Chianina Steer	West Branch Animal Clinic
Reserve Champion Chianina Steer	Farmers & Merchants Savings Bank, Iowa City, Lone Tree, Nichols
Champion Charolais Steer	Mardesen Charolais
Reserve Champion Charolais Steer	University of Iowa Community Credit Union-Michelle Steines, North Liberty
Champion Light Wt. Crossbred Steer	Eldon C. Stutsman, Inc.
Res. Champion Light Wt. Crossbred Steer	South Slope Cooperative
Champion Medium Wt. Crossbred Steer	Dan Steines, Big Country Seeds, Inc., Tiffin
Res. Champion Medium Wt. Crossbred Steer	Dan Steines, Big Country Seeds, Inc., Tiffin
Champion Heavy Wt. Crossbred Steer	Agrigold, The Corn Specialist, Reid Duhaime
Res. Champion Heavy Wt. Crossbred Steer	Agrigold, The Corn Specialist, Reid Duhaime

Champion Carcass Steer	Seven Oaks Simmentals, Larry & Scott Ogden
Reserve Champion Carcass Steer	Lawson Products, Greg Finger
Champion Market Heifer	Ziskovsky Family Farm
Champion Carcass Heifer	Kinderfarm Preschool, Drew & Heather Shoemaker
Reserve Champion Carcass Heifer	Kinderfarm Preschool, Drew & Heather Shoemaker
Reserve Champion Market Heifer	South Slope Cooperative
Champion Advanced Feeder Pen	Johnson County Cattlemen
Reserve Champion Advanced Feeder Pen(s)	Johnson County Cattlemen
Junior Showmanship Halter & Show Stick	Koppenhafer Veterinary Service, Chance Koppenhafer,
Intermediate Steer Showmanship	Ziskovsky Family Farm
Senior Steer Showmanship	Ziskovsky Family Farm
Champion Rate of Gain Steer	Hemingway Land Ltd.
Champion Johnson Co. Bred Calf	Johnson County Cattlemen
Breeder of Johnson Co. Bred Calf	Gringer, Hills, Don Gringer
Grand Champ. Mkt. Beef Trophy if Angus	Hawkeye Angus Association

Montgomery Hall

Scholarships	Johnson County Cattlemen
Scholarships	Johnson County Pork Council
\$250 Scholarship to graduating senior whose family is Farm Bureau member	Johnson County Farm Bureau
\$500 Scholarship to senior going into health field	Betty Hebl Memorial
\$250 Scholarship to graduating senior	Marlys Hebl Memorial
\$250 Scholarship to graduating senior	Sam Miller Family
\$200 scholarship to senior excelling in beef	George Reeve Memorial
5 - \$200 scholarships to graduating seniors	Youth Development Committee
2 - \$500 scholarships to graduating seniors	Iowa City Noon Rotary Club
2 - \$750 Scholarship to Outstanding Farm Youth(s)	Iowa City Area Chamber of Commerce
2 - \$250 scholarships to graduating seniors	Johnson County 4-H Endowment Fund
\$5 to each presentation using beef information	Johnson County Cattlewomen
Bio Economy Cash Award, \$50, \$30, \$20	Century Farm Harvest Heat, Ed Williams
\$25, \$15, \$10 to 1st, 2nd, 3rd place Wildlife Exhibits	Johnson County Songbird Project
\$100 divided among Honorable Mention Garden Exhibit	Friendly Farms
\$100 divided between Garden Exhibitors	Old Man's Creek Organics
\$100 Horticulture Award	Bonnie Penno Family
\$50 Savings bond to top Jr, Sr, and Int	Johnson County Master Gardeners
\$50 To Outstanding Flower Arranger	Four Seasons Garden Club

\$50 To Outstanding Flower Gardener	Four Seasons Garden Club
\$50 To Outstanding Vegetable Gardener	Four Seasons Garden Club
\$15 to winner of "Best Photo of Horse"	Amy Fuhrmeister, Johnson County Farm Bureau
\$50 to Outstanding Food Exhibit Emphasizing Nutrition	Maggie Mishler
Outstanding Child Development Exhibit Plaque	North Liberty Optimist Club
\$25 to one each Senior, Intermediate, Junior Quilting Exhibit	Old Capitol Quilting Guild
Outstanding Needlework Exhibit - \$10 cash	Randleman Family
Outstanding Consumer Management Exhibit Plaque and \$25 Cash Award	Charlotte Young
\$25 to one each Senior, Intermediate, Junior Exhibit Involving Genealogical Research	Iowa City Genealogical Society
Outstanding Intermediate Fashion Revue	Dianna Colgan Designs
Best Design Rocket Launch	Hobby Corner, Henry Diggelman
Most Successful Flight Launch Rocket	Hobby Corner, Henry Diggelman
\$20 & \$10 to top 2 exhibits in Class 611	Steve's Electric
\$75 Mechanical Engineering	Lackender Fabrications
Outstanding Health Exhibit - \$10 cash	Randleman Family
30 - State Fair Winner Plaques	Freedom Security Bank
30 - State Fair Winner Plaques	Iowa State Bank
\$10 each State Fair Educational Presentation, Working Exhibit, Extemporaneous Participants	Farm Credit Services of America
15 - State Fair Presentation Plaques	Hills Bank and Trust Company
State Fair Extemporaneous Plaques - 2	Farmers & Merchants Savings Bank, Iowa City, Lone Tree, Nichols
State Fair Working Exhibit Plaques - 15	Farmers & Merchants Savings Bank, Iowa City, Lone Tree, Nichols
\$75 Share the Fun Ribbons	Lackender Fabrications
Senior Plaques	Sunrise Optimist Club
\$500 donation to Queen Contest	South Slope Cooperative
Showmanship Banners - 10	Kinderfarm Preschool, Drew & Heather Shoemaker

Pet

Champion Junior Pet Showmanship	Farmers & Merchants Savings Bank, Iowa City, Lone Tree, Nichols
Champion Intermediate Pet Showmanship	Farmers & Merchants Savings Bank, Iowa City, Lone Tree, Nichols
Champion Senior Pet Showmanship	Farmers & Merchants Savings Bank, Iowa City, Lone Tree, Nichols

Poultry

Champion Egg Production Hens	Eldon C. Stutsman, Inc.
Champion Market Turkey Pen	English River Pellets, Inc.
Champion Hobby Birds Pair	Gringer Ag

Champion Game Birds Pair	Gringer Ag
Champion Egg Production Pullets	Gringer, Hills, Don Gringer
Champion Market Waterfowl	Hubbard Feeds, Inc.
Champion Non-Commercial Standard Pair	Hubbard Feeds, Rex Felts
Champion Non-Commercial Bantam Pair	Hubbard Feeds, Rex Felts
Champion Standardized Egg Production Pullets: Pen of 3	Hubbard Feeds, Rex Felts
Champion Non-Commercial Standard Individual	Keith & Linda Troyer
Champion Non-Commercial Bantam Individual	Keith & Linda Troyer
Champion Hobby Bird Individual	Keith & Linda Troyer
Champion Game Bird Individual	Keith & Linda Troyer
Champion Market Broiler Pen	Solon Feed Mill
Champion Production Broilers: Pen of 3	South Slope Cooperative
Champion Best of Show	Kevin Watts Family
Junior, Intermediate, Senior Showmanship	Kevin Watts Family

Rabbit

Grand Champion Rabbit Trophy	Gringer, Hills, Don Gringer
Reserve Grand Champion Rabbit Trophy	Gringer, Hills, Don Gringer
Champion Light Meat Pen Plaque	Consumer's Cooperative Society
Reserve Champion Light Meat Pen Plaque	Eldon C. Stutsman, Inc.
Champion 6 Class Trophy	Eldon C. Stutsman, Inc.
Reserve Champion 6 Class Trophy	Solon Feed Mill
Champion 4 Class Trophy	Harry's Custom Trophies
Reserve Champion 4 Class Trophy	Steve's Farm Supply
Champion Single Fryer Plaque	Gringer, Hills, Don Gringer
Reserve Champion Single Fryer Plaque	Gringer, Hills, Don Gringer
Champion Heavy Meat Pen Plaque	Solon Feed Mill
Reserve Champion Heavy Meat Pen Plaque	F.J. Krob & Company Elevator
Best Satin Fur Rosette	Eldon C. Stutsman, Inc.
Best Rex Fur Rosette	F.J. Krob & Company Elevator
Best Normal Colored Breed Fur Rosette	Gringer, Hills, Don Gringer
Best Normal White Breed Fur Rosette	Harry's Custom Trophies
Best Angora Wool Rosette	Solon Feed Mill
Junior Rabbit Showmanship	South Slope Cooperative
Intermediate Rabbit Showmanship	South Slope Cooperative
Senior Rabbit Showmanship	South Slope Cooperative

Sheep

Grand Champion Market Lamb	Creekside Acres
Reserve Grand Champion Market Lamb	Dan Steines, Big Country Seeds, Inc., Tiffin
Champion Light Weight Market Lamb	Dan Steines, Big Country Seeds, Inc., Tiffin

Champion Medium Weight Market Lamb	Dan Steines, Big Country Seeds, Inc., Tiffin
Champion Heavy Weight Market Lamb	Dan Steines, Big Country Seeds, Inc., Tiffin
Champion Purebred Ewe Lamb	Andy Viner Family
Reserve Champion Purebred Ewe Lamb	Gringer Ag
Champion Commercial Speckle/White Face Ewe	Dan Steines, Big Country Seeds, Inc., Tiffin
Res. Champion Comm. Speckle/White Face Ewe	Gringer Ag
Champion Individual Speckle Faced Wether	Dan Steines, Big Country Seeds, Inc., Tiffin
Reserve Champion Ind. Speckle-Faced Wether	S&B Show Lambs, Matt Bothell
Champion Comm. Black Face Ewe Lamb	Creekside Acres
Res. Champion Comm. Black Face Ewe Lamb	Gringer Ag
Champion Production Lamb	Creekside Acres
Res. Champion Production Lamb	Sam Miller Family
Junior Sheep Showmanship	Andy Viner Family
Intermediate Sheep Showmanship	Dan Steines, Big Country Seeds, Inc., Tiffin
Senior Sheep Showmanship	Dan Steines, Big Country Seeds, Inc., Tiffin
Open K-3 Lamb Class	Eldon Stutsman, Inc.
\$10-Ch. Mkt. Lamb if sired by Hampshire Ram	Iowa Hampshire Sheep Association

Showmanship

Showmanship Belt Buckles	Eldon C. Stutsman, Inc.
Showmanship Belt Buckles	Solon Feed Mill
Showmanship Banners - 50	Randleman Family

Swine

Grand Champion Derby Barrow Pair Lean Gain	DeKalb Feeds Inc.
Grand Champion Derby Barrow Lean Gain	DeKalb Feeds Inc.
Grand Champion Market Gilt	Johnson County Pork Council
Grand Champion Market Barrow	Johnson County Pork Council
Grand Champion Rate of Gain Derby Pig	Johnson County Pork Council
Grand Champion Market Pair	Johnson County Pork Council
Grand Champion Derby Gilt Pair-Lean Gain	Johnson County Pork Council
Grand Champion Derby Gilt-Lean Gain	Johnson County Pork Council
\$10 State Fair presentation promoting pork	Johnson County Pork Council
\$5 to each 4-H Presentation promoting pork	Johnson County Pork Council
Champion Junior Swine Showmanship	Clarence Netolicky Memorial
Reserve Champion Junior Swine Showmanship	Clarence Netolicky Memorial
Champion Intermediate Showmanship	Ziskovsky Family Farm
Res. Champion Intermediate Showmanship	Ziskovsky Family Farm
Champion & Res. Ch. Sr Swine Showmanship	Harry's Custom Trophies

**2008 JOHNSON COUNTY AGRICULTURAL
EXTENSION COUNCIL**

Denise Maier	Ronda Beasley, Treasurer	John Schneider, Chair
Bill Terry, Vice Chair	Larry Bonde	Donna Ruth, Secretary
Donna Davis	Maynard Hebl	Connie Brinton

2008 4-H YOUTH DEVELOPMENT COMMITTEE

Elaine Engeman	Bonnie Penno	Kara Logsden
Alan Ziskovsky	Kathy Forbes	Donna Wears
Dave Skallerud	Allie Ziskovsky	Jeff Englert
Alex Penno	Walter Sparks	Alyssa Foster
	Jennifer Petett	

2008 4-H COUNTY YOUTH COUNCIL

MacKenzie Dreeszen	Alex Novak	Katie Schnoebelen
Alyssa Foster	Alex Penno	Cindy See
Vikki Gillham	Peter Pisarik	Megan Seelman
Susan Graves	Libby Randleman	Abby Shrader
Courtney Holubar	Tildy Randleman	Kelley Skallerud
Tom Holubar	Callie Reynolds	Allie Ziskovsky
Ian Michel	Kyle Ruth	

Advisors: Dave & Michele Raim

Staff: Dianna Colgan

JOHNSON COUNTY 4-H CLUB LEADERS

Cosgrove Hustlers - Brett and Kim Volk
Deer Creek Ramblers - Sally Fisher, Maureen Michel
East Lucas Clovers - Cynthia Gillham, Barb Goff, Elaine Boeding, Jason and Carol Gehrs, Leann Graves
Frelincs - Carla Seele
Golden Rule/Golden Stars - Mary Burr, Janet Driscoll, Diane Thayer
Golden Rule/Golden Stars (K-3) - Mary Burr
Graham Champions - Mary Ellen Wall, Tom Wall, Cindy Smith
Greencastle Barnstormers - Lisa Novak, Ellen Bigelow
Greencastle Barnstormers (K-3) - Sheila Raim
Horse & Pony - Les & Frances Kempf
Iowa City Pals - Kathy Thornton
Liberty Livewires - Denise Maier, Mindy Williams
Lone Tree Clover Kids (K-3) - Jennifer Riggan-Sexton
MacBride's Pride - Lisa Haugland, Diane Ferguson
Monroe Hustlers/Bright Eyes - Pam Wagner
North Liberty Achievers - David Stanton, Glenda Skallerud, Amy Holcomb
Prairiemasters - Jennifer Riggan-Sexton, Kathy Forbes, Rich Burr

Ramblin Recks & Rosies - Deanne Eden
Sharon Center Sensations - Diana Cox, Teresa Cox, Charlotte Knepp, Cindy Miller, Bonnie Penno, Amy & Walter Sparks, Larry Weber
Sharon Center Sensations (K-3) – Donna Stutsman
Shueyville Clover Kids (K-3) - Ann Uthoff
Solon Clover Kids (K-3) – Michelle Dvorsky, Rachel Owen, Cathy DeValk
Victory – Teresa Kasper
Victory (K-3) – Teresa Kasper

2008 FFA CHAPTERS - JOHNSON COUNTY

Iowa Mennonite FFA	1421 540th St., SW, Kalona 52247	319-683-2586
Lone Tree FFA	303 S Devoe St., Lone Tree 52755	319-629-4614
Mid-Prairie FFA	PO Box 150, Wellman 52356	319-646-6091
West Branch FFA	PO Box 279, West Branch 52358	319-643-7216

IOWA STATE FAIR LIVESTOCK EXHIBITORS

Entry forms for the 2008 Iowa State Fair will be available from the Johnson County Extension Office in late June. Completed entries and fees must be returned to the Extension Office on or before July 1, 2008. The Extension staff will forward your entries on to the state 4-H office. It will be the exhibitor’s responsibility to meet all requirements necessary for eligibility to show at the Iowa State Fair. A schedule of livestock judging and entry dates can be obtained from the Extension Office or go to <http://www.extension.iastate.edu/4H/Agriculture/Livestockhandbook.htm>. ISF-nominated market beef will be retinal scanned and have DNA sampled.

AK-SAR-BEN LIVESTOCK EXHIBITORS

Entry forms for the 2008 Ak-Sar-Ben Livestock Exposition will be available in late July from the Extension Office. Entries and fees are due back to the Extension Office by Friday, August 15. Ak-Sar-Ben is scheduled for September 23-28. Go to <http://www.aksarben.org/4-H/index.htm> for more information. Ak-Sar-Ben-nominated market beef will have nose prints and DNA sampled.

Johnson County Extension and 4-H & FFA Families would like to offer a special thank you to the hundreds of volunteers, parents, and businesses that support 4-H/FFA throughout the year. Thank you for supporting area youth!